



B. BRAUN REGIONAL ANESTHESIA PORTFOLIO PRODUCT CATALOG

Reach your Targets quicker

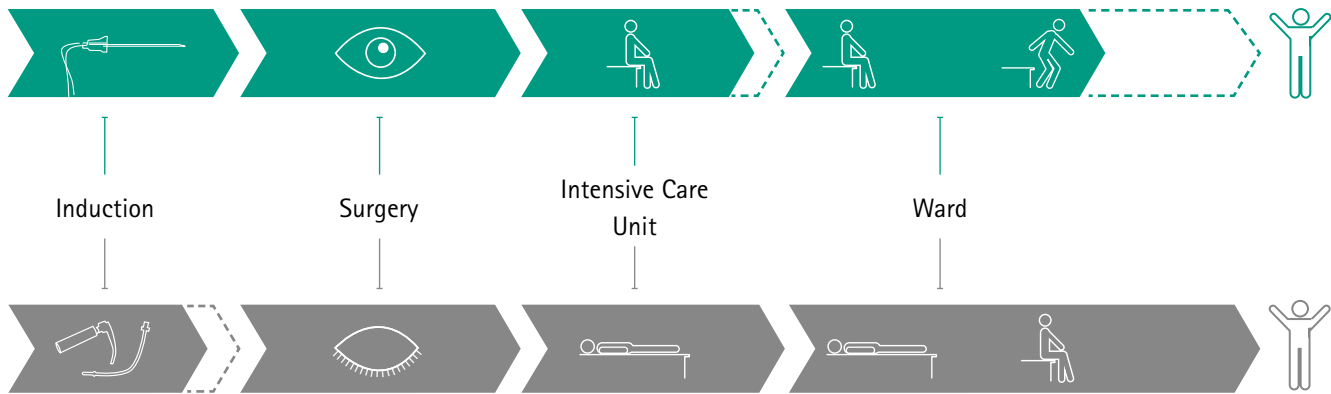
Thanks to Regional Anesthesia

OPTIMIZE PROCESSES

Regional anesthesia is an essential part of pain therapy, as across several interventions, it offers clear advantages when compared to general anesthesia. ¹ For regional anesthesia to become an important part of the peri-operative process, there are some prerequisites to consider, like the relevant indications, skilled personnel and the necessary internal processes at the clinic.

The rapid growth of use of regional anesthesia and the numerous publications on the topic are both a testament to how regional anesthesia can have a positive impact on both patient outcome and on efficiencies for the clinic. ^{2,3}

WITH REGIONAL ANESTHESIA



WITHOUT REGIONAL ANESTHESIA

COMPARING TWO POTENTIAL INTERVENTIONS WITH AND WITHOUT REGIONAL ANESTHESIA:

Looking holistically across the patient pathway, the establishment of regional anesthesia processes appears to be a favorable investment. When regional anesthesia is used, patients see better outcomes, faster mobilization and consequently earlier discharge. ^{4,5}

Content

<div>SPINAL ANESTHESIA</div> <div>Spinocan® Pencan® Atraucan® Spinal Introducer Needle</div>		SPINAL ANESTHESIA
<div>EPIDURAL ANESTHESIA</div> <div>Perican® Perican® Paed Epican® Paed Perifix® Epidural Catheter Accessories</div>		EPIDURAL ANESTHESIA
<div>COMBINED SPINAL & EPIDURAL ANESTHESIA</div> <div>Espocan®-Sets</div>		COMBINED SPINAL-AND EPIDURAL ANESTHESIA
<div>PERIPHERAL NERVE BLOCKS</div> <div>Stimuplex® A Stimuplex® D Stimuplex® Ultra 360® Ultraplex® 360 Contiplex® C Contiplex® S/S Ultra 360® Contiplex® Tuohy/Tuohy Ultra 360® Contiplex® D</div>		PERIPHERAL NERVE BLOCKS
<div>ULTRASOUND GUIDANCE</div> <div>Xperius® Onvision® EZCOVER®</div>		ULTRASOUND GUIDANCE
<div>ELASTOMERIC PUMP SYSTEMS</div> <div>ON-Q®-Pump</div>		ELASTOMERIC PUMP SYSTEMS
<div>CONTINUOUS WOUND INFUSION</div> <div>ON-Q®-System ON-Q® Catheter Accessories for ON-Q®-Systems</div>		CONTINUOUS WOUND INFUSION

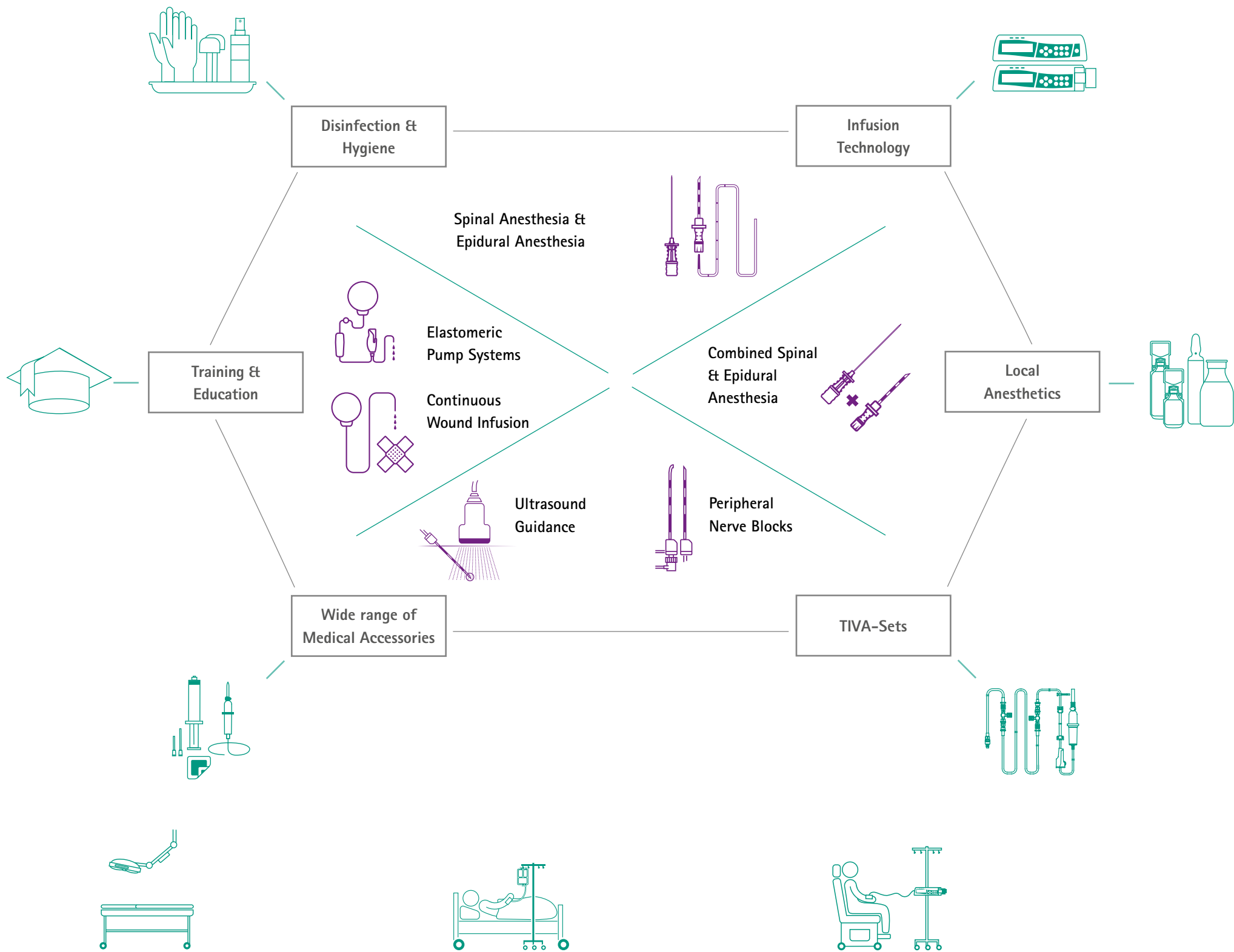
Pain Therapy with Regional Anesthesia

Supported by B. Braun's Product Portfolio

B. BRAUN – A COMPETENT PARTNER
As one of the world's major providers in the area of regional anesthesia, B. Braun supports its customers with innovative products and services.

We strive to accompany our customers through the entire patient pathway helping to optimize their processes and to provide products adapted to day-to-day clinical needs.

SYSTEM PARTNER IN REGIONAL ANESTHESIA
B. Braun, as a true system partner, helps to stay on top of evolving standards and their realization across multiple stakeholders, e.g. nurses, pharmacists and anesthetists. With access to our comprehensive product portfolio in pain therapy and through constructive dialog, our partners can benefit from B. Braun's know-how and expertise.



Due to the combination of different procedures a broad regional anesthesia spectrum is created, which covers all patient areas.

Reducing Risks of Misconnections in Regional Anesthesia with NRFit®


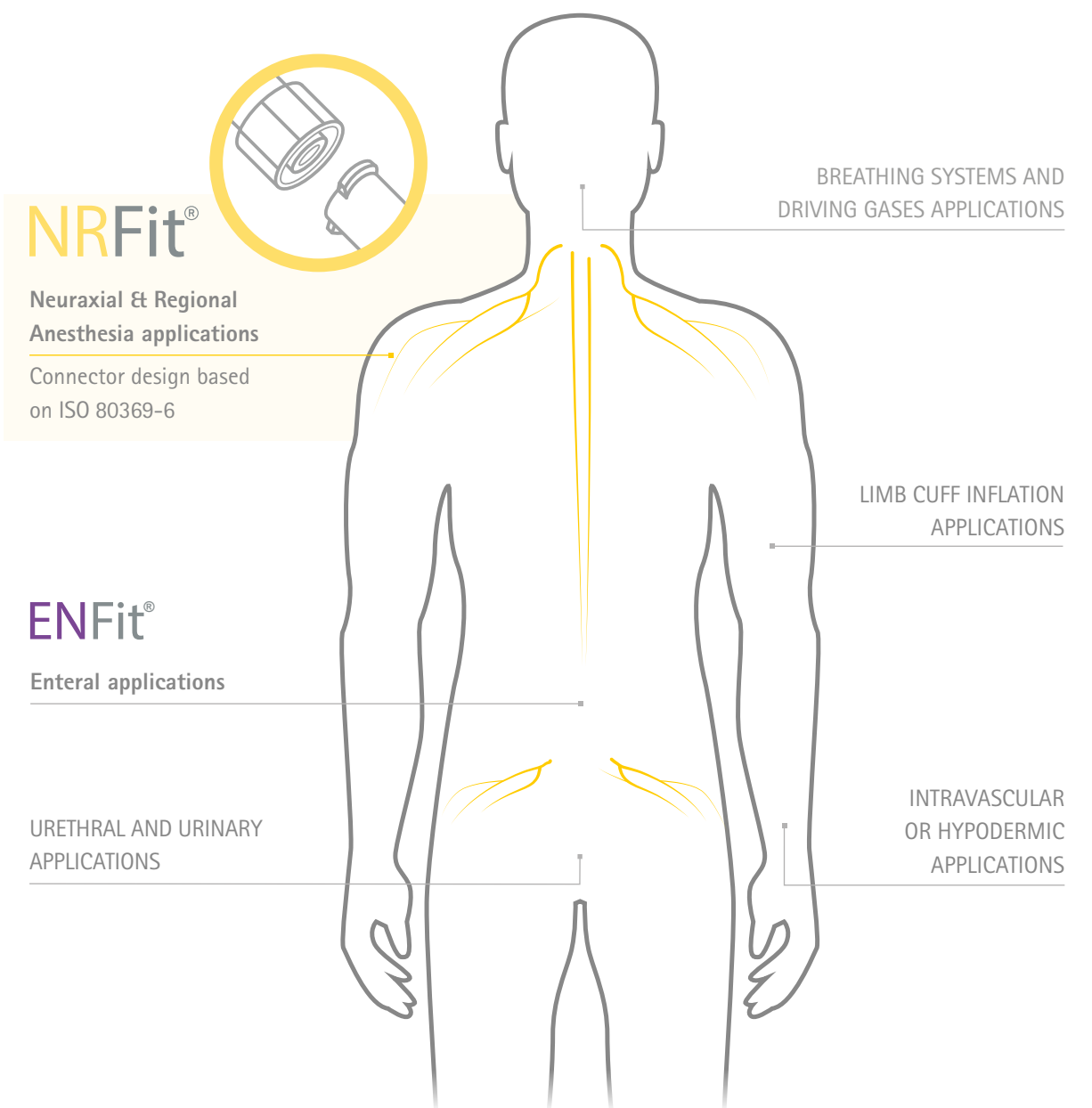
MEDICAL DEVICE CONNECTORS FOR NEURAXIAL
& REGIONAL ANESTHESIA APPLICATIONS
ARE CHANGING TO MEET INTERNATIONAL
DESIGN STANDARDS: ISO 80369-6.⁶


Regional Anesthesia products with NRFit® connector

In line with the ISO Standard (International Organization for Standardization) for neuraxial and regional anesthesia devices, B. Braun has developed a comprehensive portfolio with NRFit® connectors for the corresponding process steps.


Connecting what belongs together

» The ISO has identified several medical application areas for which specific ISO standards have been developed. These standards are part of the ISO 80369 series. Each standard will provide design and performance specifications for these connectors.¹


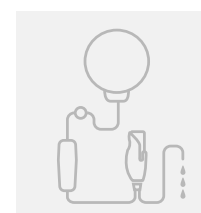
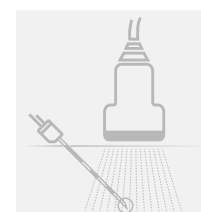
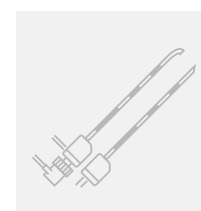
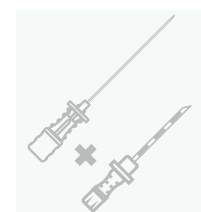
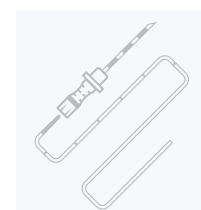
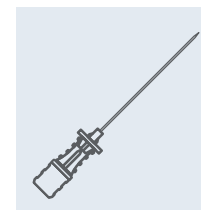




SPINAL ANESTHESIA



A comprehensive portfolio of
needles in different bevel types
for spinal anesthesia.



Products for Spinal Anesthesia

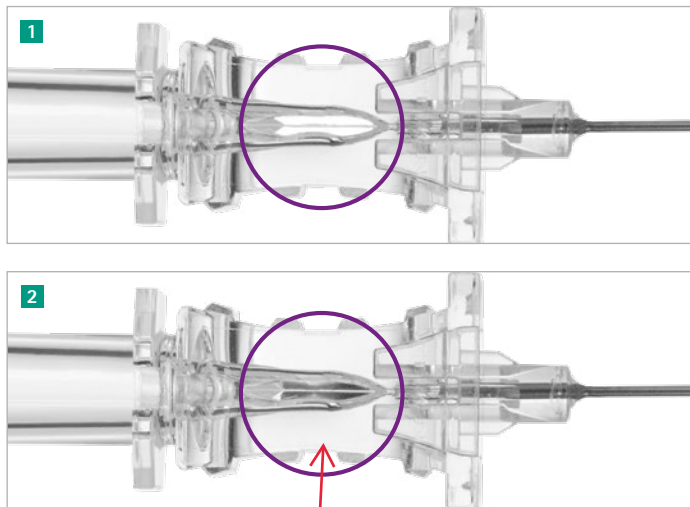
Quality and Practicality



Thanks to our years of
EXPERIENCE
in the field, B. Braun offers spinal needles
with a range of bevel types.

Spinocan® and Pencan® are well accepted for their
INNOVATIVE
needle tip designs.

Ergonomic hub design for an individual and safe handling
position, better control of the needle and easy verification
of bevel eye orientation.⁷



CSF-flashback identification
due to the incorporated
prism effect.

CSF FLASHBACK IDENTIFICATION

- Prism has a silver shine before CSF enters the hub **1**
- Prism turns transparent once CSF is in the hub **2**

Prizmės formos
likvoro indikatorius,
matomas visose
plokštumose



Spinocan® with Quincke Bevel

- Sharp bevel for low puncture force⁷
- Fitted stylet: to reduce the risk of tissue coring and potential epidermoid tumor development
- Prism included in the spinal needle hub, supports identification of CSF flashback



Atraucan® with Two-Zone Bevel

- Low puncture force as well as minimal puncture trauma¹⁰
- Reduced risk of postdural puncture headache (PDPH)¹⁰



Pencan® with Pencil Point Bevel

- Pencil point tip and opening design allows avoidance of incomplete blocks and helps reduce PDPH⁸
- Minimal intrathecal penetration depth⁷
- Identification of tissue structures due to detectable dura click^{7,9}
- Prism included in the spinal needle hub, supports identification of CSF flashback

























Spinal Introducer Needle





- Introducer needles providing needle guidance for the spinal needle during puncture⁷
- Introducer OHD range (as shown on left side)
- Introducer NHD range (as shown on right side)

Portfolio Overview
















elipsēs formos
jungtis

SPINAL NEEDLES

Spinocan®		Color code	Size (G)/ Length (inch)	ø/Length (mm)	Units per box	Code no. (REF) OHD Luer	Code no. (REF) NHD Luer	Code no. (REF) NRFit®
		29 x 3 1/2"	0.35 x 88*	25	4501900	4501900-13	4501900N-01	
		27 x 3 1/2"	0.40 x 88		4503902	4503902-01	4503902N-01	
		26 x 3 1/2"	0.45 x 88		4502906	4502906-01	4502906N-01	
		25 x 3"	0.55 x 75		4505751	4505751-01	4505751N-01	
		25 x 3 1/2"	0.55 x 88		4505905	4505905-01	4505905N-01	
		22 x 1 1/2"	0.70 x 40		4507401	4507401-13	4507401N-01	
		22 x 3"	0.70 x 75		4507754	4507754-13	4507754N-01	
		22 x 3 1/2"	0.70 x 88		4507908	4507908-01	4507908N-01	
		20 x 3"	0.90 x 75		4509757	4509757-13	4509757N-01	
		20 x 3 1/2"	0.90 x 88		4509900	4509900-01	4509900N-01	
		19 x 1 1/2"	1.10 x 40		4501144	4501144-13	4501144N-01	
		19 x 3 1/2"	1.10 x 88		4501195	4501195-13	4501195N-01	
		18 x 3"	1.30 x 75		4501373	4501373-13	4501373N-01	
		18 x 3 1/2"	1.30 x 88		4501390	4501390-01	4501390N-01	
	Long Length							
		29 x 4 3/4"	0.35 x 120	25	4501918	4501918-13	4501918N-01	
		27 x 4 3/4"	0.40 x 120		4502140	4502140-13	4502140N-01	
		26 x 4 3/4"	0.45 x 120		4504917	4504917-13	4504917N-01	
		25 x 4 3/4"	0.55 x 120		4505913	4505913-13	4505913N-01	
		22 x 4 3/4"	0.70 x 120		4506090	4506090-13	4506090N-01	
		22 x 6"	0.70 x 150		-	-	4506095N-01	




Atraucan®	Color code	Size (G)/ Length (inch)	ø/Length (mm)	Units per box	Code no. (REF) OHD Luer	Code no. (REF) NHD Luer	Code no. (REF) NRFit®
		26 x 3 1/2"	0.47 x 88	25	4504739	-	-
	Atraucan® Paed						
		26 x 1"	0.47 x 25	25	4504771	-	-
		26 x 2"	0.47 x 50		4504763	-	-

SPINAL NEEDLES

Pencan®	Color code	Size (G)/ Length (inch)	ø/Length (mm)	Units per box	Code no. (REF) OHD Luer	Code no. (REF) NHD Luer	Code no. (REF) NRFit®
  OHD/NRFit® NHD		27 x 3 ½"	0.40 x 88	25	4502027	4502027-01	4502027N-01
					4502051*	4502051-13*	4502051N-01*
		25 x 3 ½"	0.50 x 88		4502019	4502019-01	4502019N-01
					4502043*	4502043-13*	4502043N-01*
		22 x 3 ½"	0.70 x 88		4502035	4502035-13	4502035N-01
Long Length							
 OHD/NRFit® NHD		27 x 4"	0.40 x 103	25	4502124*	4502124-13*	4502124N-01*
		27 x 4 ¾"	0.40 x 120		4502132	4502132-13	4502132N-01
		25 x 4"	0.50 x 103		4502116*	4502116-13*	4502116N-01*
		25 x 4 ¾"	0.50 x 120		-	4502120-13	4502120N-01
		25 x 6.1"	0.50 x 156		-	-	333877N-01
	Pencan® Paed						
 OHD/NRFit® NHD		27 x 2"	0.40 x 50	25	4502175	4502175-13	4502175N-01
		25 x 1"	0.50 x 25		4502167	4502167-13	4502167N-01
		25 x 2"	0.50 x 50		4502159	4502159-13	4502159N-01

* with Spinal Introducer Needle (Luer)

INTRODUCER

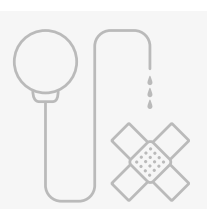
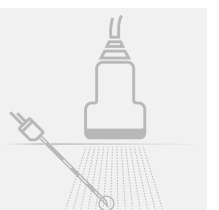
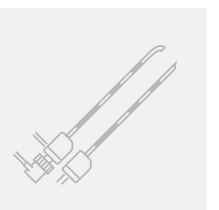
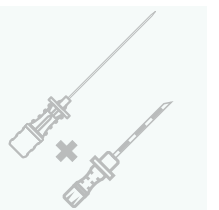
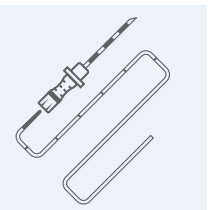
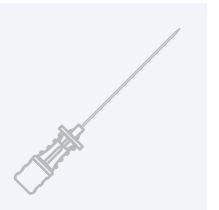
Spinal Introducer Needles (for Spinocan® and Pencan®)	Color code	Size (G)/ Length (inch)	ø/Length (mm)	Units per box	Code no. (REF) OHD Luer	Code no. (REF) NHD Luer	Code no. (REF) NRFit®
	For Spinal Needles 29 G and 27 G						
		22 x 1 3/8"	0.70 x 35	25	4500059*	4500059-13*	4500059*
	For Spinal Needles 26 G and 25 G						
		20 x 1 3/8"	0.90 x 35	25	4505000*	4505000-13*	4505000*

* Introducer in Luer

EPIDURAL ANESTHESIA

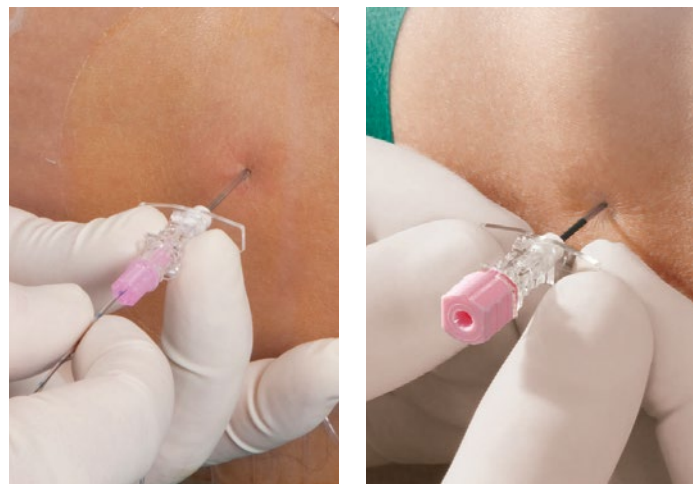


To meet individual preferences, B. Braun offers a broad range of epidural cannulas, catheters and accessories for epidural anesthesia.



Products for Epidural Anesthesia

Quality and Practicality



Adapting to the unique anatomical challenges of each patient, it is important to use the appropriate needle and accessories.

B. Braun focuses on

QUALITY & PRACTICALITY.



Perican® Tuohy Needles

- For both continuous and single-shot techniques
- Different needle sizes (16 G, 18 G, 20 G)
- With 1 cm graduation in length
- Polished inner bevel edge to reduce the risk of catheter shearing

USER BENEFITS:

- 1 cm marking to control the insertion depth
- High bending stiffness for good control during needle advancement
- Fitted stylet: to reduce the risk of tissue coring and potential epidermoid tumor development

Products for Epidural Anesthesia

Perifix® Catheters: Available with different characteristics – Standard, SoftTip and ONE



Perifix® Standard Catheter

- Relatively stiff catheter shaft for easy catheter insertion
- Length 1000 mm
- Standard catheter with a central opening or three micro-holes to enhance the spread
- One radiopaque stripe for x-ray control
- Clear blue length markings embedded in catheter material
- Does not contain latex, DEHP or PVC
- MRI conditional

Perifix® SoftTip Catheter

- SoftTip catheter with a superimposed tip
- Length 1000 mm
- Three micro-holes enhance the spread of anesthetic drug
- One radiopaque stripe for x-ray control
- Clear blue length markings embedded in catheter material
- Does not contain latex, DEHP or PVC
- MRI conditional



Perifix® ONE

- Epidural catheter with a relatively stiff but flexible shaft and a soft, atraumatic tip
- Length 1000 mm
- Six micro-holes enhance the spread of anesthetic drug
- Three radiopaque stripes for x-ray control
- Does not contain latex, DEHP or PVC
- MRI conditional


Products for Epidural Anesthesia

Perifix® Accessories



Perifix® LOR-Syringe

- Easy-gliding plunger with good gliding characteristics and safety stop
- Parabolic graduation to differentiate it from conventional syringes
- Suitable for air and saline applications
- Lock or slip connection



Perifix® Filter with PinPad

- Filter fixation on patient in combination with self-adhesive PinPad
- Filter reduces the risk of bacterial infections
- Pressure resistant up to 7 bar



Perifix® Catheter Connector

- Available in two sizes (19 G and 20/24 G)
- Tactile and acoustic feedback upon closure
- Viewing window allows for catheter insertion control to ensure a successful connection



Perifix® Catheter Fixation

- Catheter fixation, consisting of fixation ring and non-woven cover foil
- Easy examination of puncture site due to exchangeable cover foils

Products for Epidural Anesthesia

Epidural Anesthesia for the smallest patients



Perican® Paed Epidural Needles

- Tuohy bevel
- For continuous or single-shot techniques
- Three different needle sizes (18 G, 20 G, 22 G)
- 5 mm markings to control the insertion depth
- Fitted stylets: to reduce the risk of tissue coring and potential epidermoid tumor development



Epican® Paed – Caudal Needles

- 23° Crawford type bevel for caudal pediatric anesthesia
- Three different needle sizes (20 G, 22 G, 25 G)
- Special length (30 mm, 35 mm, 50 mm)
- 5 mm markings to control the insertion depth
- Fitted stylets: to reduce the risk of tissue coring and potential epidermoid tumor development












Perifix® ONE Paed Epidural Sets






Perifix® ONE Paed epidural sets in 20/24 G for newborns and infants, and 18/20 G for older children:






- Catheters with distance markings for pediatric use
- For safe catheter insertion and position control
- Catheter with markings each 1 cm in the space between 2 and 20 cm from the needle tip

Portfolio Overview





EPIDURAL NEEDLES

Perican®	Color code	Size (G)/Length (inch)	ø/Length (mm)	Units per box	Code no. (REF) Luer	Code no. (REF) NRFit®
 		18 x 3 ¼"	1.30 x 80	25	4512383	4512383N-01
		17 x 3 ¼"	1.50 x 80		4512588	-
		16 x 3 ¼"	1.70 x 80		4512782	4512782N-01
	Long Length					
		18 x 4 ¾"	1.30 x 120	25	4512453	4512453N-01
		18 x 6"	1.30 x 150		4512200	4512200N-01
		16 x 4 ¾"	1.70 x 120		-	4512785N-01
		16 x 6"	1.70 x 150		-	4512784N-01







Perican® Paed	Color code	Size (G)/Length (inch)	ø/Length (mm)	Units per box	Code no. (REF) Luer	Code no. (REF) NRFit®
 		22 x 2"	0.73 x 50	25	4502078	4502078N-01
		20 x 2"	0.90 x 50		4502094	4502094N-01
		18 x 2"	1.30 x 50		4502302	4502302N-01

Epican® Paed Caudal	Color code	Size (G)/Length (inch)	ø/Length (mm)	Units per box	Code no. (REF) Luer	Code no. (REF) NRFit®
 		25 x 1 ⅛"	0.53 x 30	25	4502400	4502400N-01
		22 x 1 ⅜"	0.73 x 35		4502418	4502418N-01
		20 x 2"	0.90 x 50		4502426	4502426N-01

EPIDURAL CATHETERS























































































Perifix® catheter	Catheter ø outer/inner/ Length (mm) (G)	Suitable for Perican® Size (G)	Units per box	Code no. (REF) Luer	Code no. (REF) NRFit®
   	Perifix® Standard catheter (with 3 lateral eyes)				
	1.05/0.60/ 1000 (19)	16	25	4513258	4513258N-01
	0.85/0.45/ 1000 (20)	18		4513150	4513150N-01
	Perifix® Standard catheter (with central opening)				
	0.85/0.45/ 1000 (20)	18	25	4513177	4513177N-01
	Perifix® SoftTip catheter (with 3 lateral eyes)				
	0.85/0.45/ 1000 (20)	18	25	4515048	4515048N-01
	Perifix® ONE catheter (with 6 lateral eyes)				
	1.05/0.60/ 1000 (19)	16	25	4513258C	45132581N-01
	0.85/0.45/ 1000 (20)	18		4513150C	45131501N-01







EPIDURAL ANESTHESIA ACCESSORIES

Perifix® Catheter Fixation	Description	Units per box	Code no. (REF)	
	Perifix® catheter fixation, consisting of a fixation ring and a non-woven cover foil	25	4511200	
	Perifix® non-woven replacement cover foil		4511201	
Perifix® Loss-of-Resistance (LOR) Syringe	Description	Units per box	Code no. (REF) Luer	
	Perifix® LOR Syringe, Luer-Slip	25	4637100	
	Perifix® LOR Syringe, Luer-Lock		4638107	
Perifix® Loss-of-Resistance (LOR) Syringe NRFit®	Description	Units per box	Code no. (REF) NRFit®	
	Perifix® LOR Syringe, Slip NRFit®	25	4637110	
	Perifix® LOR Syringe, Lock NRFit®		4638110	
Perifix® catheter connector	Size (G)	Units per box	Code no. (REF) Luer	Code no. (REF) NRFit®
	19	25	4513801	4513801N-01
	20/24		4513800	4513800N-01
Perifix® filter	Particle filter (µm)	Units per box	Code no. (REF) Luer	Code no. (REF) NRFit®
	0.20	25	4515501	4515501N-01
Perifix® PinPad	Description	Units per box	Code no. (REF)	
	Perifix® PinPad Filter Fixation	25	4515510	

Portfolio Overview






SETS FOR EPIDURAL ANESTHESIA (LUER)







Perican® Tuohy epidural needles				20 G ø 0.90 mm / Length 50 mm													
				18 G ø 1.30 mm / Length 80 mm													
				18 G ø 1.30 mm / Length 50 mm (Paed Set)													
				16 G ø 1.70 mm / Length 80 mm													
						Perican® Tuohy epidural needle		Perifix® ONE epidural catheter, 6 lateral eyes		Perifix® epidural catheter, 3 lateral eyes		central opening		3 lateral eyes		Perifix® Loss-of-Resistance (LOR) syringe, Luer-Slip	
						50/80 mm		120 mm		24 G		20 G		19 G		20 G	
Complete Sets		Type		Perican®		Perifix® ONE		Perifix® Standard		Perifix® SoftTip		Perifix® LOR					
		Perifix® Standard catheter															
		Perifix® 420															
		Perifix® 421															
		Perifix® 431															
		Perifix® SoftTip catheter															
		Perifix® 900															
		Perifix® 901															
		Perifix® ONE catheter															
		Perifix® ONE 420															
		Perifix® ONE 421															
		Perifix® ONE 431															
Filter Sets																	
		Perifix® Standard catheter															
		Perifix® 400															
		Perifix® 401															
		Perifix® 402															
		Perifix® 451															
		Perifix® SoftTip catheter															
		Perifix® 700															
		Perifix® 701															
		Perifix® 730															
		Perifix® 750															
		Perifix® ONE catheter															
		Perifix® ONE 400															
		Perifix® ONE 401															
		Perifix® ONE 402															
		Perifix® ONE 418															
		Perifix® ONE 451															
Pediatric Filter Sets																	
		Perifix® ONE Paed															
		Perifix® ONE Paed 18															
		Perifix® ONE Paed 20															
Mini Sets																	
		Perifix® Standard catheter															
		Perifix® 100															
		Perifix® 300															
		Perifix® 301															
		Perifix® 302															
		Perifix® 310															


     						* Sterican® needles	
Omnifix® three part syringe, 3 ml, Luer-Lock						25 G	Length 16 mm, ø 0.50 mm
Omnifix® three part syringes, 3 ml, 20 ml, Luer-Lock, 3 hypodermic needles*						21 G	Length 40 mm, ø 0.80 mm
Omnifix® three part syringes, 3 ml, 10 ml, 20 ml, Luer-Lock, 3 hypodermic needles*						18 G	Length 40 mm, ø 1.20 mm
Perifix® epidural filter 0.20 µm pressure resistant up to 7 bar							
Perifix® PinPad filter fixation							
Perifix® catheter connector							
Omnifix®	Omnifix®/ Sterican®	Omnifix®/ Sterican®	Perifix® Filter	Perifix® PinPad	Perifix® catheter connector	Sales unit/Pcs.	Code no. (REF) Luer
						10	4514203
							4514211
							4514319
						10	4510291
							4510305
						10	4514203C
							4514211C
							4514319C
						20	4514009
							4514017
							4514025
							4514513
						20	4510216
							4510097
							4517309
							4517504
						20	4514009C
							4514017C
							4514025C
							4514183C
							4514513C
						10	4512006C
							4512014C
						20	4511000
							4513002
							4513010
							4513029
							4513100

Portfolio Overview

SETS FOR EPIDURAL ANESTHESIA (NRFit®)

Legend <div><div></div> 20 G x 2", ø 0.90 x 50 mm</div> <div><div></div> 18 G x 3 ¼", ø 1.30 x 80 mm,</div> <div><div></div> 18 G x 2", ø 1.30 x 50 mm (Paed Set)</div> <div><div></div> 16 G x 3 ¼", ø 1.70 x 80 mm</div>											
	Perican® Tuohy needle		Perifix® ONE epidural catheter, 6 lateral eyes			Perifix® epidural catheter, 3 lateral eyes		Perifix® SoftTip epidural catheter, 3 lateral eyes		Perifix® Loss of Resistance syringe	
	50 mm 80 mm		24 G 20 G 19 G			20 G 19 G		20 G			
Set versions	Perican® with NRFit®		Perifix® ONE with NRFit®			Perifix® Standard with NRFit®		Perifix® SoftTip with NRFit®		Perifix® LOR with NRFit®	
Complete Sets											
Perifix® Standard catheter											
Perifix® 421											
Perifix® Soft Tip catheter											
Perifix® Soft Tip 901											
Perifix® ONE catheter											
Perifix® ONE 421											
Filter Sets											
Perifix® Standard catheter											
Perifix® 400											
Perifix® 401											
Perifix® 402											
Perifix® SoftTip catheter											
Perifix® Soft Tip 701											
Perifix® Soft Tip 730											
Perifix® ONE catheter											
Perifix® ONE 401											
Perifix® ONE 402											
Pediatric Sets											
Perifix® ONE Paed											
Perifix® ONE Paed 18											
Perifix® ONE Paed 20											
Mini Set											
Perifix® Standard catheter											
Perifix® 300											

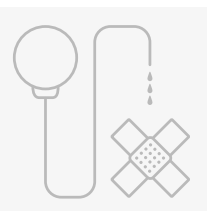
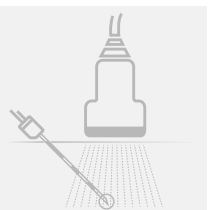
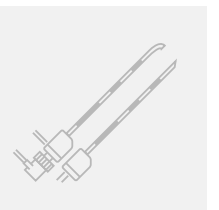
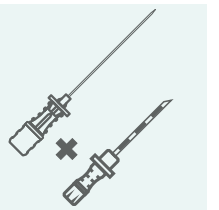
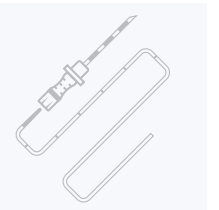
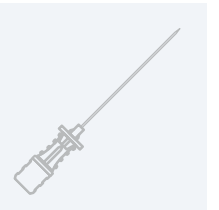
						* Sterican® needles 25 G, 16 mm, ø 0.50 mm 21 G, 40 mm, ø 0.80 mm 18 G, 40 mm, ø 1.20 mm	
Omnifix® three part syringe, 20 ml, Lock, Sterifix® filter needle	Omnifix® three part syringe, 3 ml, Lock, Sterifix® filter needle	Perifix® Filter 0.20 µm, pressure resistant up to 7 bar	Perifix® catheter connector 19 G or 20/24 G	Perifix® PinPad filter fixation	Omnifix® three part syringe, 3ml, Luer Lock, 3 hypodermic Luer needles*	Caution: Hypodermic needles (for skin infiltration) stay Luer	
Omnifix® and Sterifix® with NRFit®	Omnifix® and Sterifix® with NRFit®	Perifix® Filter with NRFit®	Perifix® catheter connector with NRFit®	Perifix® PinPad	Omnifix® and hypodermic needles with Luer	Units per box	Code no. (REF) NRFit®
						10	4514211N-01
						10	4510305N-01
						10	45142111N-01
						10	4514009N-01
						10	4514017N-01
						10	4514025N-01
						10	4510097N-01
						10	4517309N-01
						10	45140171N-01
						10	45140251N-01
						10	45120061N-01
						10	45120141N-01
						10	4513002N-01



COMBINED SPINAL AND EPIDURAL ANESTHESIA

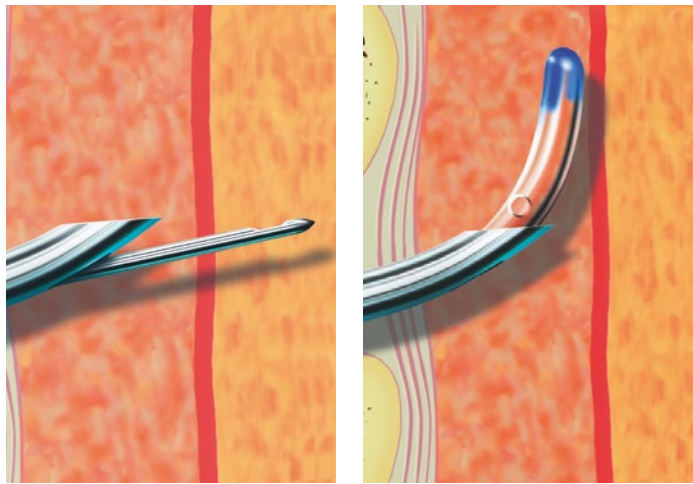


Combining the benefits of both techniques – sets for combined spinal and epidural anesthesia (CSE).



COMBINED SPINAL AND
EPIDURAL ANESTHESIA



Products for Combined Spinal and Epidural Anesthesia



Special Tuohy Needle with a back-eye in the curved tip and a Spinal Needle with a plastic centering sleeve

- Back-eye in tuohy needle for insertion of spinal needle
- Docking system to fixate the spinal needle
- Sleeved spinal needle for smooth exit through the back-eye

The ideal overlap of the spinal needle is by



Combined Spinal-Epidural Anesthesia (CSE):

THE BENEFITS

of Spinal and Epidural Anesthesia in the Espocan®-Sets

Markings on the Spinal Needle 1

The markings on the spinal needle show, when the tip leaves the back-eye.

USER BENEFITS 2

- The docking system allows rotation of the spinal needle even in the fixed position. Avoids the difficult and uncomfortable finger grip to steady fix the spinal needle in position
- The docking system ensures fixation of the spinal needle inside the tuohy needle after successful dura puncture and injection of the local anesthetic

Portfolio Overview

SETS FOR COMBINED SPINAL AND EPIDURAL ANESTHESIA

Espocan® and Perifix® Standard	Size (G) / Length (inch)	ø / Length (mm)	Units per box	Code no. (REF) Luer	Code no. (REF) NRFit®
	With Quincke-Bevel: Spinocan®				
	27 x 5"	0.42 x 125.5*	10	4556674	4556674N-01
	Pencil-Point Cannula: Pencan®				
	27 x 5"	0.42 x 127.5*	10	4556666	4556666N-01
All sets contain					
▪ Perifix® Standard catheter, 3 lateral eyes					
▪ Perican® epidural cannula ø 1.30 mm, 18 G x 90 mm					
▪ Perifix® LOR-syringe, Luer-Slip					
▪ Perifix® epidural flat filter 0.20 µm					
▪ Perifix® PinPad					
▪ Perifix® catheter connector					


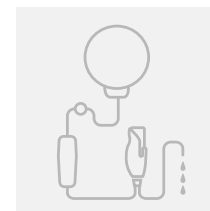
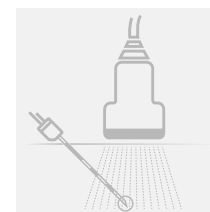
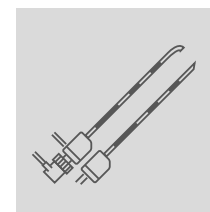
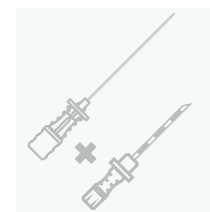
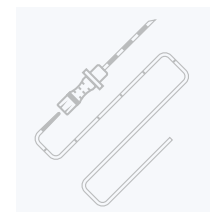
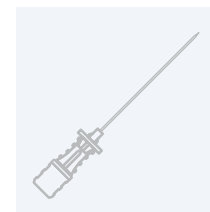
Espocan® and Perifix® Standard with Docking System	Size (G) / Length (inch)	ø / Length (mm)	Units per box	Code no. (REF) Luer	Code no. (REF) NRFit®
	With Quincke-Bevel: Spinocan®				
	27 x 5 3/8"	0.42 x 136.5*	10	4556747	4556747N-01
	Pencil-Point Cannula: Pencan®				
	27 x 5 3/8"	0.42 x 138.5*	10	4556763	4556763N-01
All sets contain					
▪ Perifix® SoftTip catheter, 3 lateral eyes					
▪ Docking system					
▪ Perican® epidural cannula ø 1.30 mm, 18 G x 90 mm					
▪ Perifix® LOR-syringe, Luer-Slip					
▪ Perifix® epidural flat filter 0.20 µm					
▪ Perifix® PinPad					
▪ Perifix® catheter connector					

*for CSE needle length in NRFit®, please consult our NRFit® brochure

PERIPHERAL NERVE BLOCKS

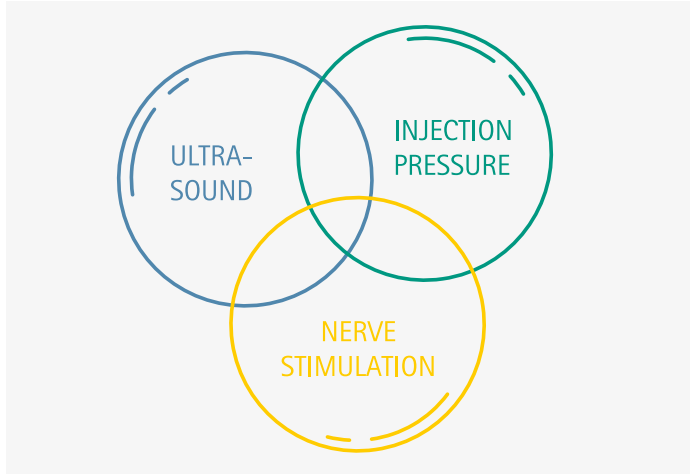


Whatever option you prefer - wide ranged product portfolio for stimulated and Ultrasound guided peripheral nerve blocks.



Peripheral Nerve Block Portfolio

Quality and functionality without compromise



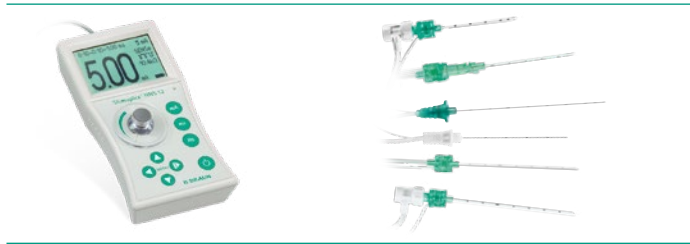
When performing a peripheral nerve block, there is no such thing as being too safe. Peripheral nerve blocks can be performed using different techniques and approaches. Electrical nerve stimulation, Ultrasound guidance and injection pressure monitoring can be used alone or in combination.

B. Braun's broad peripheral nerve block portfolio offers solutions for Ultrasound-only, dual guidance monitoring, and stimulation procedures.



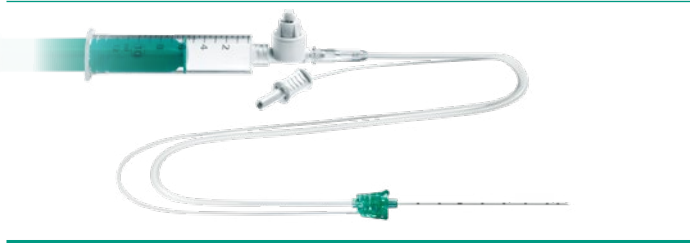
ULTRASOUND

B. Braun offers a large product range of echogenic needles and catheters. Ultraline 360 is the latest generation of Ultrasound needles that combines enhanced Ultrasound visibility with smooth gliding properties and a good puncture quality.¹¹



NERVE STIMULATION

For the electrical nerve stimulation B. Braun provides a wide range of stimulating needle and catheter systems that address the users' needs. The well established nerve stimulator Stimuplex® HNS 12 completes the offer.



INJECTION PRESSURE MONITORING


The disposable BSmart® pressure monitor device objectively indicates the opening injection pressure in real time and allows for a more informed decision on how to proceed with an injection regardless of who performs the block. Using this technique can prevent injection into poorly compliant tissue (e.g. nerve fascicles).

Ultraline 360

Visibility without compromise – the next generations of Echogenic Nerve Block Needles



Circular (360°)
X-pattern-design

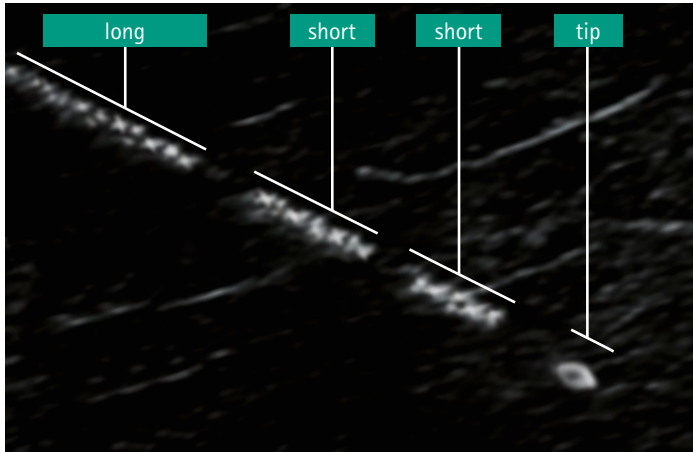


Reflection of the
Ultrasound waves

B. BRAUN ULTRASOUND NEEDLES – ULTRALINE 360:

The Ultraline 360 is B. Braun's latest generation of echogenic nerve block needles, featuring B. Braun's echogenic 360°X-pattern. The 'X' is a unique shape, which when combined with a clear coating, is intended to reflect more Ultrasound waves back to the probe than previous designs.¹¹

The X-pattern is applied as a segmented safety-code (long-short-short-tip) and facilitates the needle tip identification. The Ultraline 360 portfolio combines increased Ultrasound visibility with excellent tactile feedback and puncture characteristics.



NAVIGATION

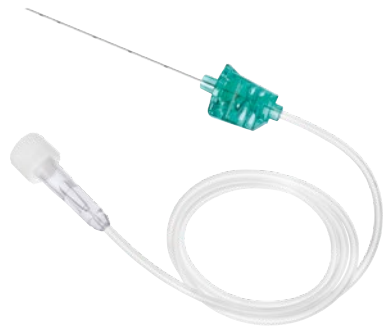
For an easy identification of the needle tip, the X-pattern is strategically applied on the first 20 mm of the needle shaft to create the segmented code "long-short-short-tip". This enables distinction between the needle tip and the upper needle shaft.¹¹

USER BENEFITS

- **Navigation:** Safety code for identification of the needle and needle tip position
- **Visibility:** 360° X-pattern and clear coating result in better Ultrasound visualization and tip identification compared to previous designs
- **Tactile Feedback:** designed for consistent puncture – same 30° back-cut bevel as previous Stimuplex® Ultra and Ultraplex® needles

Products for Peripheral Nerve Blocks

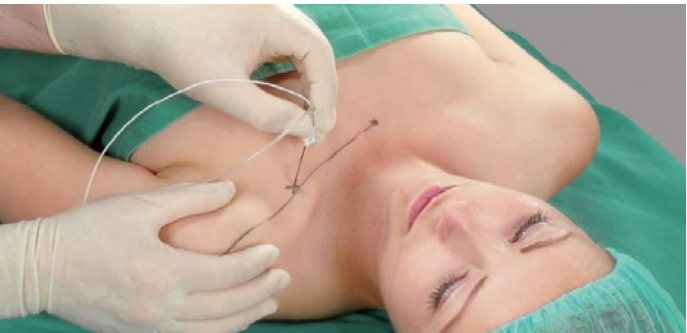
Single Shot Needles



Stimuplex® and Ultraplex® single shot needles offer precision and ergonomomy and are designed for high success rates.

- USER BENEFITS
- Ergonomic needle hub design for enhanced tactile feedback
 - Excellent puncture and gliding characteristics (Stimuplex® D)
 - Broad portfolio of needle lengths from 35 to 150 mm and G 25 to G 20

Cannula	Bevel		Insulation		Echogenic properties	Stimulating capabilities
Stimuplex® A		✓	✓			✓
Stimuplex® D	✓	✓	✓			✓
Stimuplex® Ultra 360®		✓	✓		✓	✓
Ultraplex® 360		✓			✓	



Products for Peripheral Nerve Blocks

Sets for Continuous Peripheral Nerve Blocks



Contiplex® Continuous Nerve Block Sets
Continuous peripheral nerve blocks provide pain relief during and after surgical procedures, for improved patient recovery.¹²

- USER BENEFITS
- Wide range of catheter sets
 - Harmonized set components

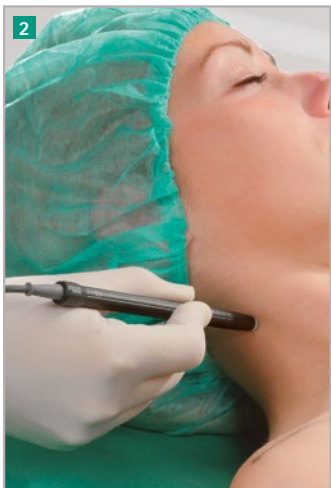
Set	Bevel			Insulation	Echogenic properties	Stimulating capabilities	Catheter	
Braunula technique								
Contiplex® D	✓		✓			✓	✓	
Catheter through the needle technique								
Contiplex® S		✓				✓	✓	
Contiplex® S Ultra 360®		✓			✓	✓		✓
Contiplex® Tuohy				✓		✓	✓	
Contiplex® Tuohy Ultra 360®				✓	✓	✓		✓
Catheter over the needle								
Contiplex® C	✓		✓		✓	✓		✓

Products for Peripheral Nerve Blocks

Nerve Stimulation with the Stimuplex® HNS 12



1 Stimuplex® HNS 12 with SENSE



2 Stimuplex® Pen for cutaneous nerve mapping

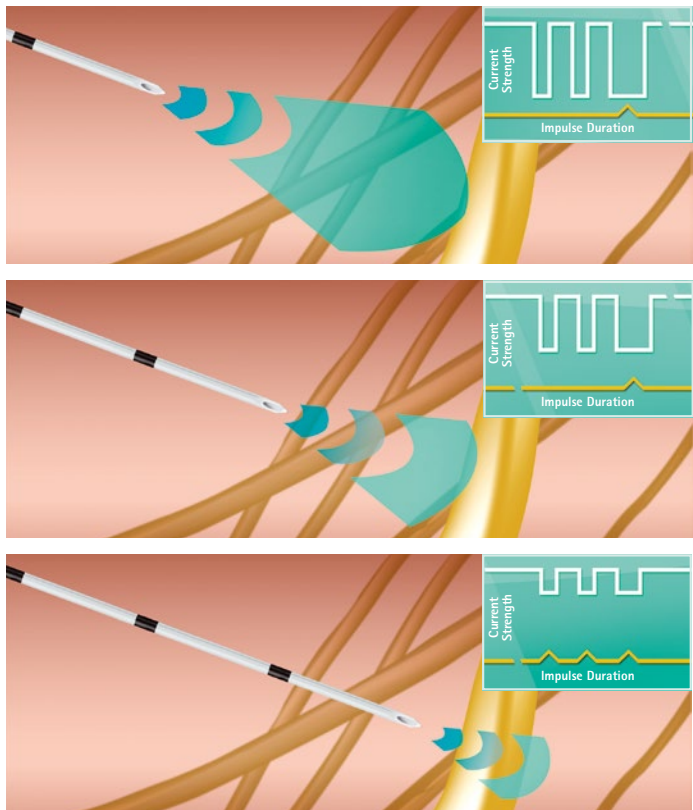
B. Braun Nerve Stimulator – Stimuplex® HNS 12 with SENSE

What is SENSE?

In practice, marginal needle movements often lead to losing the muscle twitch. The SENSE technology (Sequential electrical Nerve Stimulation) is a sequence of two fixed impulse durations of 0.1 ms along with a third longer impulse duration.¹³ Most traditional nerve stimulators emit two very short pulses every second. That's because short pulses improve accuracy or specificity when closer to the nerve. The downside is that sensitivity, or the availability to elicit visual feedback at a distance from the nerve, is lost. SENSE technology increases both sensitivity and specificity by adding a third, longer pulse. This results in eliciting a motor response even when the needle is far from or not aimed directly at the nerve and requires less adjustment to the amperage control while remaining the visual feedback.

USER BENEFITS

- Stimulation with SENSE-technology designed for more efficient nerve stimulation¹³
- Menus designed for easy control of sound and other settings
- Acoustic signals inform the user of any relevant deviations



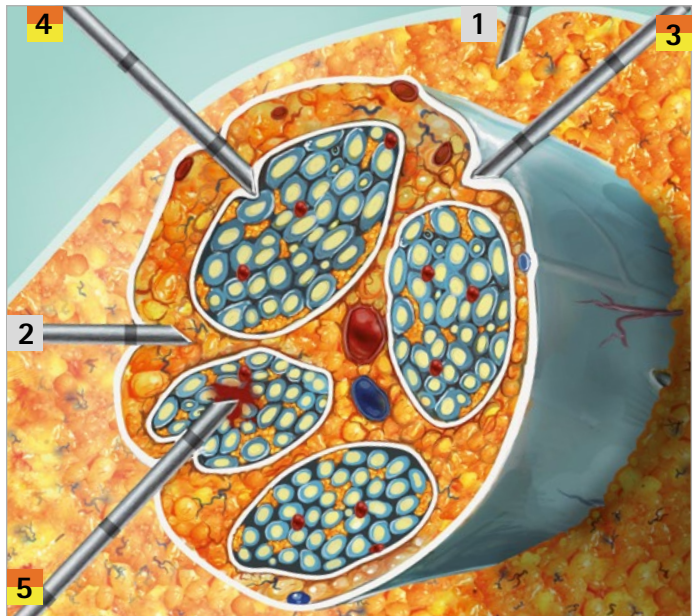
As the needle is advanced, SENSE generates two short and one long pulse. From the alternating sequence of three impulses, the third longer impulse stimulates the nerve already at a distance. One muscle twitch is visible and indicates that the needle is directed to the nerve.

The stimulation needle is further advanced towards the nerve while SENSE maintains the motor response. Current strength adjustments lead to definite reductions of the third impulse.

At the threshold level of approximately 0.5 mA three muscle twitches are visible as all three impulses stimulate the nerve.

Products for Peripheral Nerve Blocks

Injection Pressure Monitoring with BSmart®



Reprinted with permission from www.nysora.com

Injection Pressure Monitoring

Accidental injection of local anesthetic into fascicles of peripheral nerves can result in permanent nerve injury.⁷ Research has shown that high opening injection pressure (> 15psi) consistently detects needle-nerve-contact¹ or indicates intrafascicular injection. Therefore, avoiding injection with high opening injection pressure (> 15psi) can prevent injection into poorly compliant tissue (e. g. nerve fascicles).^{18, 19, 20, 21, 22}

USER BENEFITS

- Objectively measures and displays injection pressure
- Color coding visualizes the pressure information
- Allows consistent monitoring of resistance to injection regardless of who performs the actual injection²³

Injection Pressure

< 15psi / 103kPa	15–20psi / 103–138kPa	> 20psi / 138kPa

Examples of low opening injection pressure (< 15psi):


- 1 Needle tip placed perineurally^{14, 15}
- 2 Needle tip placed sub-epineurally in adipose tissue between fascicles^{15, 16}

Examples of high opening injection pressure (> 15psi):

- 3 Needle-epineurium contact (needle-nerve-contact)¹⁴
- 4 Needle-perineurium contact (needle-nerve-contact)^{14, 15, 16}
- 5 Needle tip placed intrafascicularly^{14, 15, 17}


BSmart®


The BSmart® Injection Pressure Monitor is an easy-to-use inline injection pressure monitoring device providing clinicians with objective pressure information. This happens through a coloured piston, which climbs into the gauge depending on the pressure. BSmart® Injection Pressure Monitor does not interfere with the tactile feedback of the syringe which has been traditionally used to assess the resistance of injection during nerve block procedures.

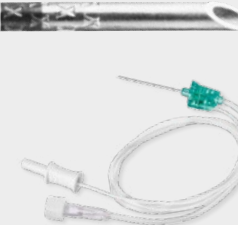


Portfolio Overview

SINGLE-SHOT BLOCK NEEDLES

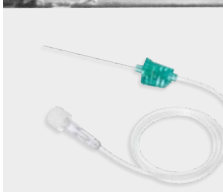
Stimuplex® A	Needle ø (G) and Length (inch)	Needle ø and Length (mm)	Units per box	Code no. (REF) Luer
	Needles with 30° bevel			
	24 x 1	0.55 x 25	25	4894251
	22 x 1	0.70 x 25		4894539
	22 x 1 ⅛	0.70 x 35		4894367
	22 x 2	0.70 x 50		4894502
	21 x 2	0.80 x 50		4894375
	21 x 4	0.80 x 100		4894260
	20 x 6	0.90 x 150		4894278

Stimuplex® D	Needle ø (G) and Length (inch)	Needle ø and Length (mm)	Units per box	Code no. (REF) Luer	Code no. (REF) NRFit®
	Insulated Needles with 15° Bevel				
	25 x 1 1/3	0.50 x 35	25	4892153	4892153NR
	25 x 2 1/8	0.50 x 55		4892155	4892155NR
	23 x 1 1/2	0.60 x 40		4892134	4892134NR
	23 x 2 3/4	0.60 x 70		4892137	4892137NR
	22 x 2	0.70 x 50		4892105	4892105NR
	22 x 3 1/8	0.70 x 80		4892108	4892108NR
	22 x 4 3/4	0.70 x 120		4892112	4892112NR
	20 x 6	0.90 x 150		4892115	4892115NR
	Insulated Needles with 30° Bevel				
	22 x 2	0.70 x 50		4892205	4892205NR
	22 x 3 1/8	0.70 x 80		4892208	4892208NR

Stimuplex® Ultra 360®	Needle ø (G) and Length (inch)	Needle ø and Length (mm)	Units per box	Code no. (REF) Luer	Region Suffix*				Code no. (REF) NRFit®
	Insulated Echogenic Needles with 30° Bevel								
	22 x 1 3⁄8	0.70 x 35	25	4892503	-01	-03	-04	-20	4892503NR-01
	22 x 2	0.70 x 50		4892505	-01	-03	-04	-20	4892505NR-01
	22 x 3 1⁄8	0.70 x 80		4892508	-01	-03	-04	-20	4892508NR-01
	20 x 4	0.90 x 100		4892510	-01	-03	-04	-20	4892510NR-01
	20 x 6	0.90 x 150		4892515	-01	-03	-04	-20	4892515NR-01


* SUFFIXES
Article code suffix -01 = CE Region: Covering all CE countries; Article code suffix -03 = Asia; Article code suffix -04 = South America; Article code suffix -20 = CIS


SINGLE-SHOT BLOCK NEEDLES

Ultraplex® 360	Needle ø (G) and Length (inch)	Needle ø and Length (mm)	Units per box	Code no. (REF) Luer	Region Suffix*	Code no. (REF) NRFit®	
	Non-Insulated Echogenic Needles with 30° Bevel						
	22 x 1 3⁄8	0.70 x 35	25	4892603	-01	-20	4892603NR-01
	22 x 2	0.70 x 50		4892605	-01	-20	4892605NR-01
	22 x 3 1⁄8	0.70 x 80		4892608	-01	-20	4892608NR-01
	20 x 4	0.90 x 100		4892610	-01	-20	4892610NR-01
	20 x 6	0.90 x 150		4892615	-01	-20	4892615NR-01

* SUFFIXES
Article code suffix -01 = CE Region: Covering all CE countries; Article code suffix -20 = CIS

ACCESSORIES






BSmart®	Description	Units per box	Code no. (REF)
	BSmart® Injection Pressure Monitor	25	4894000-01
	BSmart® NRFit® Injection Pressure Monitor	25	4894000NR-01

Nerve Stimulation	Description	Units per box	Code no. (REF)
	Stimuplex® HNS 12 Nerve Stimulator for Stimuplex®, Ultraplex® and Contiplex® needles	1	4892098






Nerve Stimulator Accessories and Spare Parts	Units per box	Code no. (REF)
Stimuplex® Pen for cutaneous nerve mapping	1	4892099
Electrode cable for Stimuplex® HNS 11/12		4892070
Battery cover for Stimuplex® HNS 12		4892094
Carrying Case for Stimuplex® HNS 12		4892095
Test resistor for Stimuplex® HNS 12		4892096
Knob for special handling		4892283

Portfolio Overview


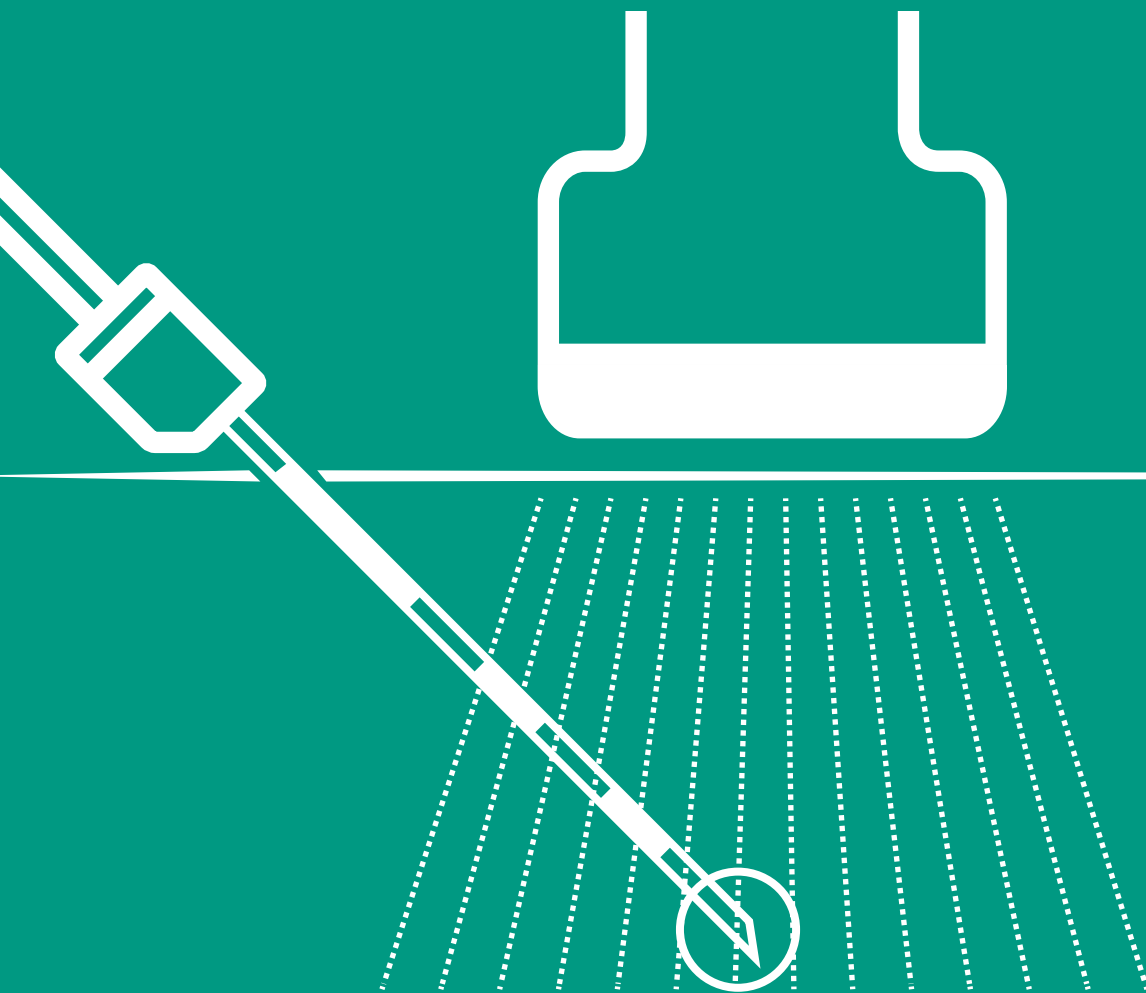
SETS FOR CONTINUOUS NERVE BLOCKS

							
	Contiplex® C catheter-over-the-needle system	Contiplex® S Contiplex® S Ultra 360®	Contiplex® Tuohy Contiplex® Tuohy Ultra 360®	Contiplex® D	Perifix® Standard Catheter		
	25 G	18 G	18 G	18 G, 20 G			
Set Specifications	Bevel (°)		Needle			Perifix® Standard	
			Size (G)	Size Ø (mm)	Length (mm)	3 lateral openings (closed tip) (mm)	central opening (open tip) (mm)
	with NRFit®	with NRFit®	with NRFit®	with NRFit®			
Contiplex® C Sets							
Contiplex® C		15	25	0.53	190	-	-
Contiplex® C		30	25	0.53	190	-	-
Contiplex® D Sets							
Contiplex® D		15	20	1.10	33	-	400
Contiplex® D		15	20	1.10	55	-	400
Contiplex® D		15	18	1.30	55	-	400
Contiplex® D		30	18	1.30	55	-	400
Contiplex® D		15	18	1.30	80	-	1000
Contiplex® D		15	18	1.30	110	-	1000
Contiplex® S and Contiplex® S Ultra 360® Sets							
Contiplex® S		20	18	1.30	50	500	-
Contiplex® S		20	18	1.30	100	500	-
Contiplex® S		20	18	1.30	150	1000	-
Contiplex® S Ultra 360®		20	18	1.30	50	-	-
Contiplex® S Ultra 360®		20	18	1.30	100	-	-
Contiplex® S Ultra 360®		20	18	1.30	150	1000	-
Contiplex® Tuohy and Contiplex® Tuohy Ultra 360® Sets							
Contiplex® Tuohy		Tuohy bevel	18	1.30	40	500	-
Contiplex® Tuohy		Tuohy bevel	18	1.30	50	500	-
Contiplex® Tuohy		Tuohy bevel	18	1.30	100	500	-
Contiplex® Tuohy		Tuohy bevel	18	1.30	150	1000	-
Contiplex® Tuohy Ultra 360®		Tuohy bevel	18	1.30	40	-	-
Contiplex® Tuohy Ultra 360®		Tuohy bevel	18	1.30	50	-	-
Contiplex® Tuohy Ultra 360®		Tuohy bevel	18	1.30	100	-	-
Contiplex® Tuohy Ultra 360®		Tuohy bevel	18	1.30	150	-	-


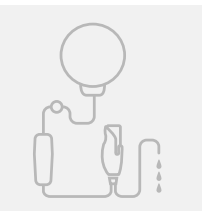
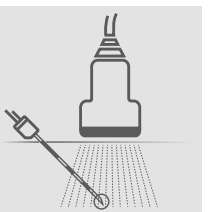
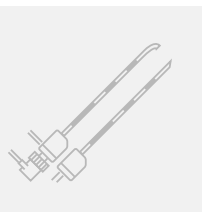
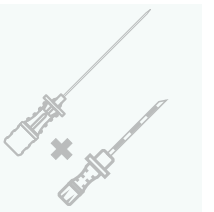
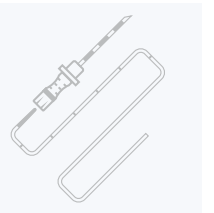
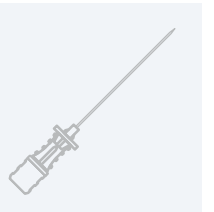
* SUFFIXES
Contiplex® Tuohy Ultra 360®: Article code suffix -01 = CE Region: covering all CE countries; Article code suffix -27 = RoW
Contiplex® S Ultra 360®: Article code suffix -01 = CE Region: covering all CE countries; Article code suffix -27 = RoW

								
Contiplex® ONE Catheter (6 lateral openings, closed tip, open tip for Contiplex® C)	Perifix® Catheter Connector 19 G or 20/ 24 G	Perifix® PinPad filter fixation	Perifix® Filter 0.20 µm, Pressure resistant up to 7 bar	Omnifix® syringe 5 ml				
Contiplex® ONE (mm)	Perifix® Catheter Connector	Perifix® PinPad	Perifix® Filter with NRFit®	Omnifix® with NRFit®	Units per box	Code no. (REF) Luer	Region Suffix *	Code no. (REF) NRFit®
187	■	■	■	-	5	4898115	- -	4898115NR
187	■	■	■	-		4898130	- -	4898130NR
-	■	■	■	■	10	4898311	- -	4898311NR
-	■	■	■	■		4898323	- -	4898323NR
-	■	■	■	■		4898325	- -	4898325NR
-	■	■	■	■		4898305	- -	4898305NR
-	■	■	■	■		4898335	- -	4898335NR
-	■	■	■	■		4898308	- -	4898308
-	■	■	■	■	10	4898405	- -	4898405NR
-	■	■	■	■		4898410	- -	4898410NR
-	■	■	■	■		4898415	- -	4898415NR
400	■	■	■	■		4898650	-01 -27	4898650NR-27
1000	■	■	■	■		4898610	-01 -27	4898610NR-27
1000	■	■	■	■		4898615	-01 -27	4898615NR-27
-	■	■	■	■	10	4898504	- -	4898504NR
-	■	■	■	■		4898505	- -	4898505NR
-	■	■	■	■		4898510	- -	4898510NR
-	■	■	■	■		4898515	- -	4898515NR
400	■	■	■	■		4898704	-01 -27	4898704NR-01
400	■	■	■	■		4898705	-01 -27	4898705NR-01
1000	■	■	■	■		4898710	-01 -27	4898710NR-01
1000	■	■	■	■		4898715	-01 -27	4898715NR-01

ULTRASOUND GUIDANCE



Reimagine Regional Anesthesia
with B. Braun's innovative portfolio
for Ultrasound guided therapies.



Xperius® Ultrasound System

Responsive | Advanced | Simple



Xperius® is a new Ultrasound system jointly developed by B. Braun and Philips which has been specifically designed to support the current and future needs in regional anesthesia and vascular access at the point of care.

RESPONSIVE

The system offers a high degree of mobility and flexibility combined with an ergonomic design to improve daily practice. A fully articulating arm allows easy adjustments of the Ultrasound monitor position and the angle of the screen for ergonomic use and better line of sight. Besides the cart based system, a dedicated ultra portable tablet device allows quick bedside scanning or interventions in your facility, on-the-go and at satellite locations.

ADVANCED

Xperius® provides high quality imaging of nerves and tissue structures for confident diagnoses and precise needle guidance. The predetermined settings (presets) are designed so you can spend less time adjusting controls and more time focusing on your patients.

SIMPLE

Xperius® – Allows you to quickly and comfortably conduct exams. Xperius® comes with intuitive touch and gesture controls that you already know from your smart devices – to keep your focus on your work and not on the controls. Its simple interface supports daily routines and provides specific presets for procedures in regional anesthesia and vascular access.

Designed around you to fit seamlessly into the anesthesiologists' care area

- ✓ Advanced ergonomics
- ✓ Convenient accessory bins
- ✓ High mobility & portability
- ✓ Designed by Philips & B. Braun

High performance technology delivers exceptional image quality

- ✓ High definition imaging
- ✓ Enhanced needle visualization
- ✓ New generation of probes

Intuitive and easy to use

- ✓ Improved workflow
- ✓ Intuitive user experience
- ✓ Touch screen & gesture control
- ✓ Dedicated regional anesthesia & vascular access presets

Intuitive Interface & Advanced Technology

- Multiple presets - 4 specific ones for regional anesthesia / vascular access
- Intuitive touchscreen
- Start scanning in a few seconds
- Built-in Wi-Fi for DICOM data transfer
- Needle Vis Technology

Ready-to-go for Bedside Scanning

- Long lasting battery up to 3 h of scanning
- Lightweight and easy to handle

Articulating Arm

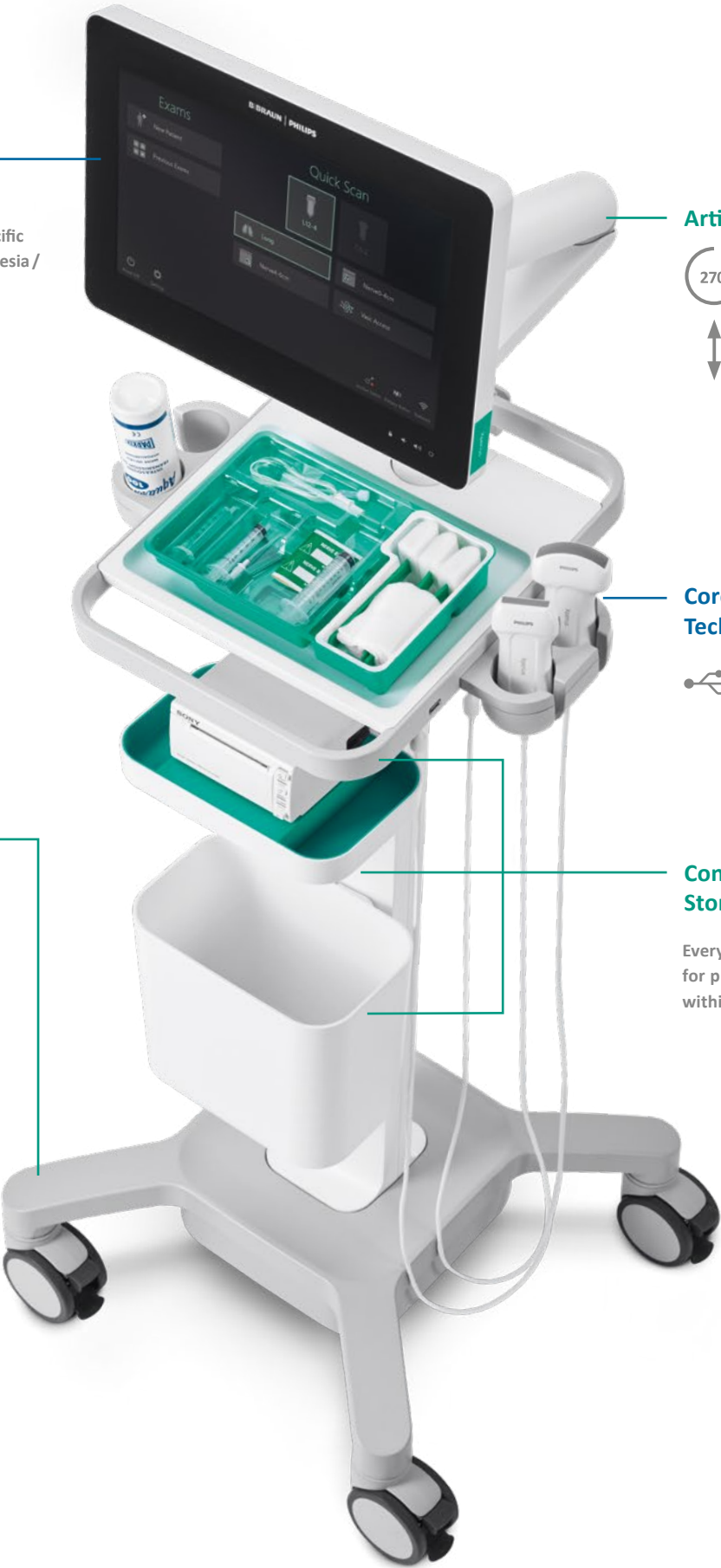
- Flexible rotation in every direction
- Height-adjustable

Core Ultrasound Technology

- Transducer with USB connector

Convenient Storage

- Everything needed for procedures is within reach



Onvision® Needle Tip Tracking

Accurate | Predictable | Empowering



Onvision® is an Ultrasound based Needle-Tip tracking technology for peripheral nerve blocks which works exclusively with the Xperius® Ultrasound system and the dedicated Stimuplex® Onvision® needle. In real-time, Onvision® accurately indicates where the needle tip is inside the body, both in and out of plane. It helps users align the needle with the probe in an intuitive and easy to use manner – to improve pain relief and the avoidance of unintended nerve puncture or collateral damage to surrounding tissue or vessel.

Onvision® is an Ultrasound based Technology for reliable Needle Guidance
The dedicated Stimuplex® Onvision® needle is embedded with a tip sensor, which allows accurate detection of the tip location and displays this information in real time on the live Ultrasound image.

With Onvision®, users experience a real time guidance which empowers them to quickly adopt and integrate PNB into their daily practice. Onvision® enables more physicians to be proficient in performing PNBs.²⁷

ACCURATE

- Know where you are in real-time^{24, 25}**
- ✓ Tip visualization in both superficial and deeper blocks
 - ✓ Ultrasound based detection and accuracy
 - ✓ Can reduce complications during PNB placement
 - ✓ Designed to prevent unintended overshooting

PREDICTABLE

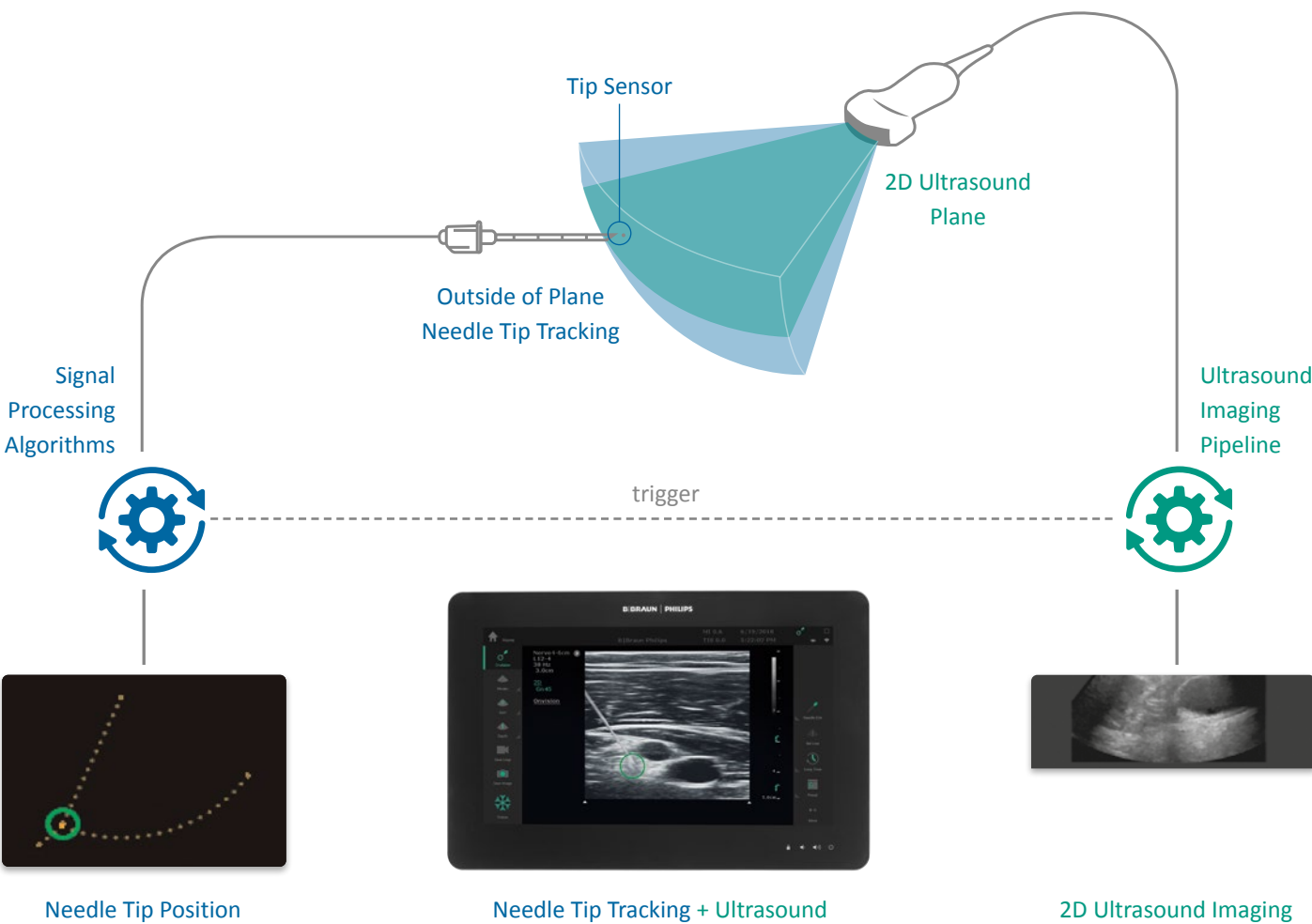
- Helping make first-time-right the new standard^{24, 25}**
- ✓ Confidently perform local anesthetics injection
 - ✓ Reduction in overall procedure time
 - ✓ Fits in to current workflow (no workflow disruption)

EMPOWERING

- More anesthesiologists can carry out regional anesthesia²⁶**
- ✓ Intuitive user experience
 - ✓ Easy to adopt
 - ✓ Can increase proficiency level

Needle Tip Navigation to the Point

The Onvision® technology combines ultrasound image data from the ultrasound system with signals from the needle to accurately locate the position of the sensor on the Stimuplex® Onvision® Needle. The position of the sensor is then displayed on the ultrasound image in real-time by overlaying a circle to it.



Ultrasound based Technology to improve Accuracy

- Onvision works up to at least 10 cm depth^{1,4}
- Onvision is shielded against external electromagnetic interferences (EMI)³
- Onvision remains accurate even when the needle bends⁴

EZCOVER®

Ultrasound Probe Cover Set



EZCOVER®. Because infection control matters.
Infection prevention and control are key priorities in the healthcare setting. Although ultrasound is considered one of the safest imaging modalities, infection transmission risks during ultrasound are evident.²⁸ The use of a sterile sheath and gel for interventional ultrasound is an important way to prevent cross-contamination and reduce the risk of healthcare-associated infections.²⁹

EZCOVER®. Improved protection for patient, user and equipment.
EZCOVER® are sterile, latex-free and ensure maximum protection for the patient, the user and the equipment. EZCOVER® are suited to all sterile and non-sterile ultrasound applications.

- All sets include
- Ultrasound probe cover – available in different sizes (W x L) 15 x 30 cm | 15 x 61 cm | 15 x 122 cm | 15 x 244 cm
 - Sterile ultrasound gel (1 x 20g)
 - Latex-free rubber fixation bands (2 x)
 - Blue sterile drape (30 x 30 cm)
 - All versions optional available with STOP Safety Shield



Easy to fit and convenient to use.
The telescopic folding allows for sterile application. Clear instruction labels on the cover decrease the risk of errors and misuse.

Image quality without compromise.
The high-quality material of the soft sleeve emulates the properties of human tissue. The elastic material facilitates wrinkle and air free application for distortion free scanning.

EZCOVER® advantages at a glance:

IMPROVED PROTECTION

- Latex-free
- Approved for intraoperative use
- Reduces risks of procedural errors (STOP Safety Shield)

EASY TO FIT – CONVENIENT TO USE

- Improved handling
- Elastic material – conforms to all probes
- All necessary components for immediate use in one set

ADVANCED PERFORMANCE

- Soft and comfortable material
- Wrinkle and air-free fit
- No compromise in image quality



NEW! Stop before you block.
Wrong site nerve blocks (WSNB) are classified as never events. A nation-wide patient safety campaign in the UK called “Stop before you block” is aimed at reducing the incidence of inadvertent wrong-sided nerve blocks during regional anesthesia.³⁰

EZCOVER® are available with STOP Safety Shield label. The sticker reminds the practitioner to STOP immediately prior to the start of the procedure and to conduct a final confirmation on the right surgery site and side of the block.





- BENEFITS**
- Assures compliance with the WHO Checklist (JCI Standards IPSG4 and IPSG.4.1)
 - Reduces risks of wrong site nerve blocks

PORTFOLIO OVERVIEW EZCOVER® SETS



	Description	Size (W x L cm)	Units	Article Code
Generic Set				
	U/S Probe Cover Set w/Gel	15 x 30	30 / Box	PCG15030
	U/S Probe Cover Set w/Gel	15 x 61	30 / Box	PCG15061
	U/S Probe Cover Set w/Gel	15 x 122	30 / Box	PCG15122
	U/S Probe Cover Set w/Gel	15 x 244	25 / Box	PCG15244
Set with STOP (Check)				
	U/S Probe Cover Set, STOP w/Gel	15 x 30	30 / Box	PCT15030
	U/S Probe Cover Set, STOP w/Gel	15 x 61	30 / Box	PCT15061
	U/S Probe Cover Set, STOP w/Gel	15 x 122	30 / Box	PCT15122
	U/S Probe Cover Set, STOP w/Gel	15 x 244	25 / Box	PCT15244

Portfolio Overview


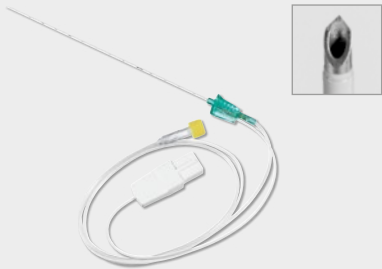
ULTRASOUND SYSTEM AND ONVISION® TECHNOLOGY


Xperius®	Description	Units per box	Code no. (REF)
Xperius® Cart System with 1 transducer L12-4 and Onvision® Needle Tip Tracking Technology			
	<ul style="list-style-type: none">Type of unit: Compact Cart based Point of Care Ultrasound System with Linear L12-4 and Onvision® TechnologyDimensions: 132.5 cm x 56.0 cm x 66 cm (H/W/D)Weight: 36.0 kgDisplay: 39.6 cm (15.6 in) flat-panel touch-screenImaging mode keys: 2D, Color Doppler, Color Power Angio (CPA), M-Mode	1	NUSM621
Xperius® Cart System with 1 transducer L12-4			
	<ul style="list-style-type: none">Type of unit: Compact Cart based Point of Care Ultrasound System with fully articulating arm and Linear L12-4Dimensions: 132.5 cm x 56.0 cm x 66 cm (H/W/D)Weight: 34.0 kgDisplay: 39.6 cm (15.6 in) flat-panel touch-screenImaging mode keys: 2D, Color Doppler, Color Power Angio (CPA), M-Mode	1	NUSM623
Xperius® Stand-alone Tablet with 1 transducer L12-4			
	<ul style="list-style-type: none">Type of units: Point of Care Tablet Ultrasound System with Kickstand and Linear 12-4Dimensions: 28 cm x 42 cm x 5 cm (H/W/D)Weight: 3.6 kg	1	NUSM626
Peripherals			
	<ul style="list-style-type: none">Printer Sony UP-D711MDHigh-quality digital graphic printerEasy to connect within dedicated Xperius® printer slotDimensions: 7 cm x 14 cm x 12.5 cm (H/W/D)Weight: 1 kgMonochrome, black/white, A7 paper size	1	NUSM620

COMPLEMENTARY PRODUCTS

Xperius® Upgrade Items	Description	Units per box	Code no. (REF)
Single Transducer Linear			
	L12-4 broadband linear array transducer <ul style="list-style-type: none">12 to 4 MHz extended operating frequency rangeAperture size: 34 mmHigh resolution imaging for shallow applicationsCenter line markerUSB transducer with replaceable cable	1	FUS5716
Single Transducer Curved			
	C5-2 broadband curved array transducer <ul style="list-style-type: none">5 to 2 MHz extended operating frequency range50 mm radius of curvatureHigh resolution imaging for deeper applicationsCenter line markerUSB transducer with replaceable cable	1	FUS5712

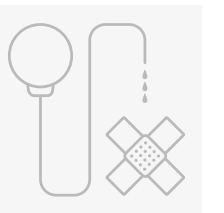
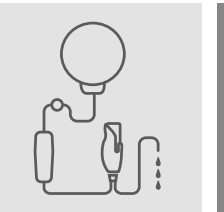
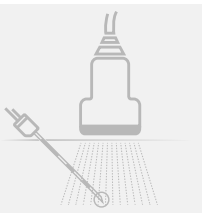
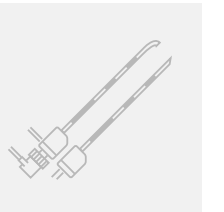
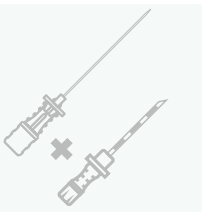
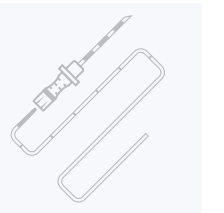
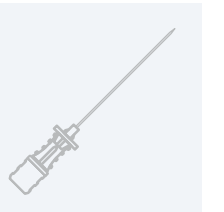
ONVISION® SINGLE SHOT BLOCK NEEDLES

Stimuplex® Onvision®	Needle ø (G) and Length (inch)	Needle ø and Length (mm)	Units per box	Code no. (REF) Luer
Luer Version				
	Insulated Needles with 30° Bevel			
	22 x 2"	0.70 x 50 mm	10	4892705-01
	22 x 3 1⁄8"	0.70 x 80 mm		4892708-01
	20 x 4"	0.90 x 100 mm		4892710-01
	20 x 4 ¾"	0.90 x 120 mm		4892712-01
	20 x 6"	0.90 x 150 mm		4892715-01
Stimuplex® Onvision®				
NRFit® Version				
	Insulated Needles with 30° Bevel			
	22 x 2"	0.70 x 50 mm	10	4892705NR-01
	22 x 3 1⁄8"	0.70 x 80 mm		4892708NR-01
	20 x 4"	0.90 x 100 mm		4892710NR-01
	20 x 4 ¾"	0.90 x 120 mm		4892712NR-01
	20 x 6"	0.90 x 150 mm		4892715NR-01



ELASTOMERIC PUMP SYSTEMS

Elastomeric pump systems for post-operative pain therapy with peripheral nerve block or epidural catheters.



ELASTOMERIC PUMP
SYSTEMS

ON-Q® Elastomeric Pump Systems for Continuous Regional Anesthesia

- USER BENEFITS

 - Convenient and strong soft shell design allowing for increased patient comfort
 - Reliable and silent infusion without complicated electronics



ON-Q® – Pump Systems for Continuous Regional Anesthesia

The ON-Q® Elastomeric Pump System is a pain management solution that has been clinically proven to reduce pain and opioid consumption when used to deliver local anesthetics to or around surgical wound sites or in close proximity to nerves, when compared to narcotic only pain management.³¹ Patients receiving ON-Q® in combination with the potential benefits of a continuous nerve block can experience faster mobilization and a quicker return to their home environment.^{32,33,34}

A product range with fixed flow rate pumps, Select-A-Flow™ for variable flow rate, and bolus devices allow you to choose

the right pump for a patient individual post operative pain therapy. ON-Q® Elastomeric Pump Systems work without complicated electronics, thus avoiding problems with batteries, maintenance, safety checks. Also, there is no need for complex staff training.

Hospitals or healthcare providers can at the same time benefit from reduced length of stay and increased patient satisfaction.^{35,36}

ON-Q® Bolus



Refill Indicator:
Indicates to the patient when the next bolus can be administered.

Safe and simple bolus administration allows the delivery of a continuous fixed basal rate with an additional bolus option for patient adjusted pain relief. Different articles, offering either 30 or 60 min refill time options are available to effectively manage the occurrence of breakthrough pain sensations.

- USER BENEFITS

 - Ergonomic bolus button design
 - Easy to read reservoir fill indicator
 - Bolus pump is designed for optimal pain management and incisional applications

Select-A-Flow™




The Select-A-Flow™ controller which is available in two different configurations (1-7 ml/h and 2-14 ml/h), allows flow rate adjustments according to patient individual pain relief requirements.

- USER BENEFITS


 - Flow rate adjustment in 7 steps
 - Rate-changing key may be removed to discourage tampering

Portfolio Overview

SINGLE PUMP MODELS *


ON-Q® Pump	Fill Volume (ml)	Flow Rate (ml/h)	Code no. (REF) Luer	Code no. (REF) NRFit®
	100	2	PS100X2	-
	100	2 (1x1)	PS100X2D	-
	270	2	PS270X2	-
	270	4	PS270X4	-
	270	5	PS270X5	-
	270	4 (2 x 2)	PS270X4D	-
	400	4	PS400X4	-
	400	5	CBI001	CB001-N
	400	8	PS400X8	PS400X8-N
	400	10	CBI002	CB002-N
	400	4 (2 x 2)	PS400X4D	-

PUMP WITH VARIABLE FLOW RATE SELECTOR + BOLUS BUTTON *


ON-Q® Pump + Select-A-Flow™ + Bolus Button	Fill Volume (ml)	Flow Rate (ml/h)	PCA Bolus Button (ml)	Refill (min)	Code no. (REF) Luer	Code no. (REF) NRFit®
	400	1 - 7	3	30	CB005C	CB005C-N
		2 - 14	3	20	CB006C	CB006C-N

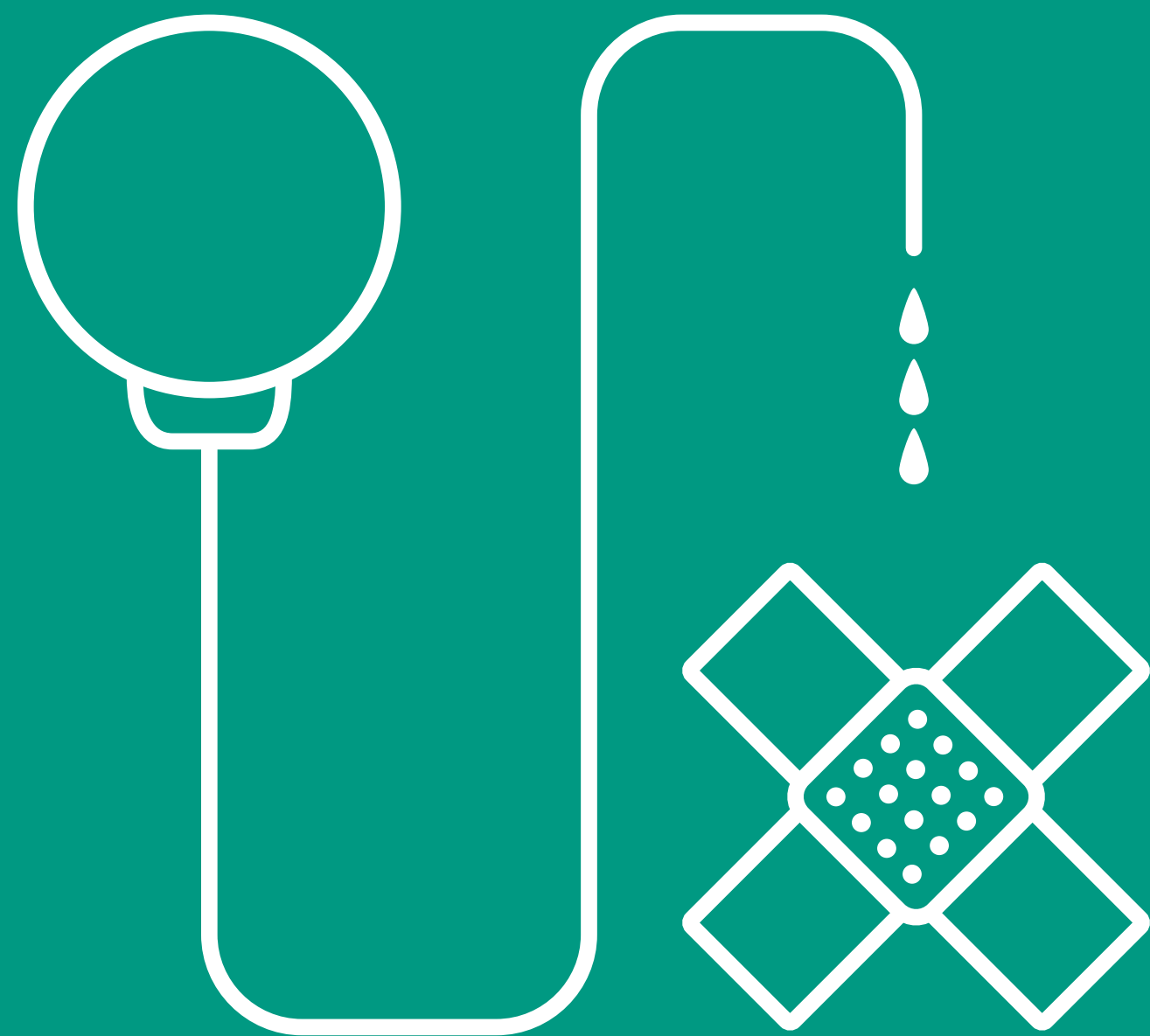
* Contents: Single Use Infusion Pump, carry case, 60 ml filling syringe, Medication label, Peel-Away labels. Filling extension tube – only 400 ml pump models. 5 units per case. Each case includes instructions for use.

PUMP WITH BOLUS BUTTON *

ON-Q® Pump + Bolus Button	Fill Volume (ml)	Flow Rate (ml/h)	PCA Bolus Button (ml)	Refill (min)	Code no. (REF) Luer	Code no. (REF) NRFit®
	270	2	3	30	PMB01B	PMB01B-N
	400	4	3	30	CB003B	CB003B-N


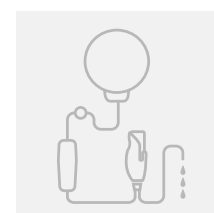
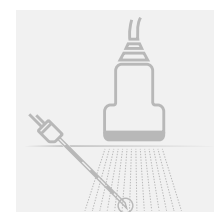
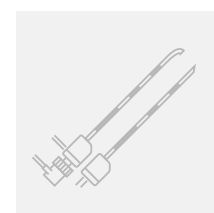
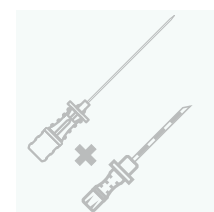
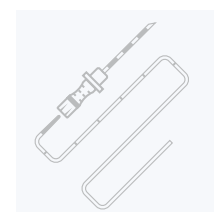
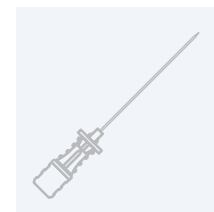
PUMP WITH VARIABLE FLOW RATE SELECTOR *

ON-Q® Pump + Select-A-Flow™	Fill Volume (ml)	Flow Rate (ml/h)	Code no. (REF) Luer	Code no. (REF) NRFit®
	270	1 - 7	PSAF01	PSAF01-N
	400	2 - 14	CBI004	CB004-N
	600		CBI6004	CB6004-N
	ON-Q® Pump + Dual Select-A-Flow™			
	400	2 x 1 - 7	CB4007	CB4007-N
	600		-	CB6007-N



CONTINUOUS WOUND INFUSION

Pain therapy on site –
catheter systems for
continuous wound infusion.



ON-Q® Elastomeric Pump Systems for Continuous Wound Infusion

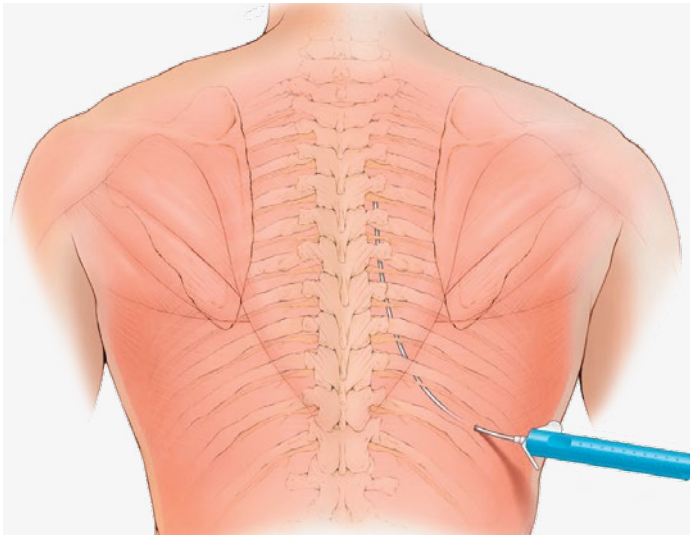
ON-Q® Pain Relief System

Continuous wound infusion is a technique that delivers local anesthetic through a multi-hole fenestrated catheter to or near the surgical site for post-operative pain relief.³⁷ It provides an effective postoperative pain management, decreases pain and discourages opioid use.

The simple approach of placing a Soaker Catheter™ to infuse local anesthetic into or near the incisional site can be widely used and offers the potential to provide complete analgesia, while reducing the need of opioids and their associated side effects.³¹



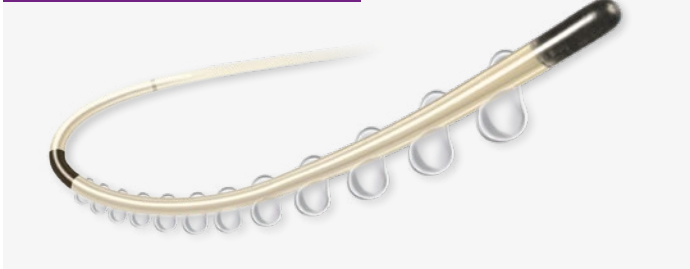
ON-Q® Tunneling System



The blunt tunneling system which is provided with a tear-away sheath helps to place the Soaker Catheter™ in the sub-fascia, extra-pleural or intramuscular layers, allowing access to the key nerve bundles.

The Silver Soaker Catheter™ comes with an additional silver coating that works as an antimicrobial agent.

ON-Q® SilverSoaker™ Catheter with Silver-Ions-Coating on both sides



ON-Q® Soaker Catheter™




FEATURES AND USER BENEFITS

- Unique catheter design with multiple lateral holes along the infusion segment
- Easy to use catheter with introducer needle with peel-away sheath
- Length markings for more accurate positioning
- Dual catheter systems available


Portfolio Overview

ON-Q® PAIN RELIEF SYSTEMS

ON-Q® Pump	Fill Volume (ml)	Flow Rate (ml/h)	Catheter 2.5 cm				Catheter 6.5 cm				Catheter 12.5 cm				Catheter 25 cm			
			Soaker™ Catheter		Silver Soaker™ Catheter		Soaker™ Catheter		Silver Soaker™ Catheter		Soaker™ Catheter		Silver Soaker™ Catheter		Soaker™ Catheter		Silver Soaker™ Catheter	
<div>ON-Q® System Options</div> 			Code no. (REF) Luer	Code no. (REF) NRFit®	Code no. (REF) Luer	Code no. (REF) NRFit®	Code no. (REF) Luer	Code no. (REF) NRFit®	Code no. (REF) Luer	Code no. (REF) NRFit®	Code no. (REF) Luer	Code no. (REF) NRFit®	Code no. (REF) Luer	Code no. (REF) NRFit®	Code no. (REF) Luer	Code no. (REF) NRFit®	Code no. (REF) Luer	Code no. (REF) NRFit®
	100	1	PS2501	-	-	-	-	-	-	-	-	-	-	-	-	-	-	-
	100	2	PS2502	PS2502-N	-	-	PS6502	PS6502-N	PS6502-A	PS6502-A-N	PS12502	PS12502-N	-	-	-	-	-	-
	270	2	-	-	-	-	PS6503	PS6503-N	PS6503-A	-	PS12503	-	-	-	-	-	-	-
	270	5	PS2504	PS2504-N	-	-	PS6504	PS6504-N	PS6504-A	PS6504-A-N	PS12504	PS12504-N	PS12504-A	PS12504-A-N	-	-	-	-
	270	4 (2x2)	-	-	-	-	PS6505	PS6505-N	PS6505-A	-	PS12505	PS12505-N	PS12505-A	PS12505-A-N	PS25005	-	PS25005-A	-
	270	1 - 7	-	-	-	-	PSAF02	-	-	-	-	-	-	-	-	-	-	-
	400	5	-	-	-	-	PS6506	-	-	-	PS12506	PS12506-N	PS12506-A	PS12506-A-N	PS25006	-	PS25006-A	-
	400	10	-	-	-	-	PS6507	PS6507-N	-	-	PS12507	PS12507-N	-	-	-	-	-	-
	400	4 (2x2)	-	-	-	-	PS6508	PS6508-N	-	-	PS12508	PS12508-N	PS12508-A	-	PS25008	-	PS25008-A	-

Contents: Single Use Infusion Pump, Soaker™ Catheter, E-clip or carry case, 60 ml filling syringe, Medication label, Peel-Away labels, 17 GA T-peel introducer and sheath, 5 ml priming syringe, Filling extension set - only 400 ml pump models 5 units per case. Each case includes instructions for use.

ON-Q® EXPANSION KITS

Catheter	Length (cm)	Soaker™ Catheter		Silver Soaker™ Catheter	
		Code no. (REF) Luer	Code no. (REF) NRFit®	Code no. (REF) Luer	Code no. (REF) NRFit®
<div>Soaker™ / Silver Soaker™</div> 	2.50	PM030	PM030-N	PM030-A	-
	6.50	PM010	PM010-N	PM010-A	PM010-A-N
	12.5	PM020	PM020-N	PM020-A	PM020-A-N
	19.1	-	PM050-N	PM050-A	PM050-A-N
	25.0	PM040	PM040-N	PM040-A	PM040-A-N


Contents: Soaker™ / SilverSoaker™ Catheter, T-peel needle(s), 5ml priming syringe, Tegaderm™ and Steri-Strips™. 5 units per case. Each case includes instructions for use.

ACCESSORIES

ON-Q® Accessories	Length (cm)	ø (Gauge)	Code no. (REF)
Soaker™ Introducer Needle	8.30	-	ACC01*
	15.2	-	ACC02*
	20.3	-	ACC03*
Filling Ex-tension Set	-	-	ACC05**
Introducer Sheath	20.3	17	ACC08S**
	30.5	16	ACC10S**
	20.3	11	ACC07S**
	30.5	11	ACC09S**

Contents: *10 units per case, ** 5 units per case

ON-Q® DISPOSABLE TUNNELERS

Tunnelers	Length (cm)	ø (Gauge)	Code no. (REF)
<div>Tunnelers</div> 	20.3	11	T11X8
	30.5	11	T11X12
	25.0	11	T11X10
	30.5	16	T16X12
	12.5	17	T17X5
	20.3	17	T17X8
	25.0	17	T17X10
Fluid Tunneler	20.3	11	FT11X8
	30.5	11	FT11X12
	20.3	16	FT16X8
	30.5	16	FT16X12

Contents: Tunneler and two disposable sheaths. 5 units case. Each case includes instructions for use.

LITERATURE

1. Neuman MD et al. Comparative Effectiveness of Regional versus General Anesthesia for Hip Fracture Surgery in Adults. *Anesthesiology* 2012;117(1):72-92. doi: <https://doi.org/10.1097/ALN.0b013e3182545e7c>.
2. Ilfeld BM et al. Continuous Popliteal Sciatic Nerve Block for Postoperative Pain Control at Home: A Randomized, Double-Blinded, Placebo-Controlled Study. *Anesthesiology* 2002;97(4):959-965.
3. Aguirre J. The economics of regional versus general anaesthesia in the ambulatory setting. *Euroanaesthesia: The European Anaesthesiology Congress*; 2016 May 28-30; London. <http://euroanaesthesia2016.esahq.org/the-economics-of-regional-versus-general-anaesthesia-in-the-ambulatory-setting/>.
4. Hu S et al. A comparison of regional and general anaesthesia for total replacement of the hip or knee: a meta-analysis. *J Bone Joint Surg Br* 2009; 91(7):953-42. doi: 10.1302/0301-620X.91B7.21538.
5. Helwani MA et al. Effects of regional versus general anesthesia on outcomes after total hip arthroplasty: a retrospective propensity-matched cohort study. *J Bone Joint Surg Am.* 2015; 97(3):186-93. doi: 10.2106/JBJS.N.00612.
6. ISO 80369-6:2016; Small bore connectors for liquids and gases in healthcare applications – Part 6: Connectors for neuraxial applications. <https://www.iso.org/standard/50734.html>.
7. Lehmann, 2002, Spinalkanülen neuster Generation.
8. Vallejo MC et al. Postdural puncture headache: a randomized comparison of five spinal needles in obstetric patients. *Anesth Analg.* 2000 Oct; 91(4):916-20.
9. Krommendijk et al. The PENCAN 25-gauge needle: A new pencil-point needle for spinal anesthesia tested in 1,193 patients. *Reg Anesth Pain Med*, 1999;24(1):43-50.
10. Scott DB et al. Atraucan: a new needle for spinal anesthesia. *Regional anesthesia* 1993;18(4):213-7.
11. Cooper D et al. Regional Block Needles—A Matter of Feel and Brightness. Presented at the 35th ESRA in Maastricht, Netherlands, September 2016.
12. Steinfeld T et al. Nerve injury by needle nerve perforation in regional anesthesia: does size matter? *Br J Anaesth.* 2010;104(2):245-53. doi: 10.1093/bja/aeq366.
13. Urmey WF, Grossi P. Use of sequential electrical nerve stimuli (SENS) for location of the sciatic nerve and lumbar plexus. *Reg Anesth Pain Med.* 2006;31(5):463-9.
14. Gadsden et al. *Anesthesiology*, 2014; 120:1246-53
15. Kapur et al. *Acta Anaesthesiol Scand*, 2007; 51:101-7
16. Lupu et al. *Reg Anesth Pain Med*, 2010; 35:132-9
17. Orebaugh et al. *Reg Anesth Pain Med*, 2012; 37:525-9
18. Farber SJ et al. Peripheral nerve injury after local anesthetic injection. *Anesth Analg.* 2013; 117(3):731-9. doi: 10.1213/ANE.0b013e3182a00767.
19. Gadsden et al. Opening injection pressure consistently detects needle-nerve contact during ultrasound-guided interscalene brachial plexus block. *Anesthesiology.* 2014;120(5):1246-53. doi: 10.1097/ALN.000000000000133.
20. Kapur E et al. Neurologic and histologic outcome after intraneural injections of lidocaine in canine sciatic nerves. *Acta Anaesthesiol Scand.* 2007; 51(1):101-7.
21. Orebaugh SL et al. Brachial plexus root injection in a human cadaver model: Injectate distribution and effects on the neuraxis. *Reg Anesth Pain Med.* 2012; 37(5):525-9.
22. Bigeleisen PE et al. Extraneural versus intraneural stimulation thresholds during ultrasound-guided supraclavicular block. *Anesthesiology.* 2009;110(6):1235-43. doi: 10.1097/ALN.0b013e3181a59891.
23. Theron PS et al. An animal model of 'syringe feel' during peripheral nerve block. *Reg Anesth Pain Med.* 2009;34:330-2.
24. Käsine T et al. Needle tip tracking for ultrasound-guided peripheral nerve block procedures – An observer blinded, randomised, controlled, crossover study on a phantom model. *Acta Anaesthesiol Scand.* 2019; 63(8): 1055-62. doi: 10.1111/aas.13379.
25. Käsine T et al. The effect of needle tip tracking on procedural time of ultrasound-guided lumbar plexus block: a randomised controlled trial. *Anaesthesia* 2019. 75(1): 72-79. doi: 10.1111/anae.14846.
26. McLeod GA et al. An initial evaluation of the effect of a novel regional block needle with tip-tracking technology on the novice performance of cadaveric ultrasound-guided sciatic nerve block. *Anaesthesia* 2020;75(1):80-88. doi: 10.1111/anae.14851.
27. 2019-04-06_Customer feedback_Onvision performance questionnaire_D000228286 CER.
28. Sartoretti T, Sartoretti E, Bucher C et al. Bacterial contamination of ultrasound probes in different radiological institutions before and after specific hygiene training: do we have a general hygienical problem? *Eur Radiol.* 2017 Oct;27(10):4181-4187
29. Nyhsen CM, Humphreys H, Koerner RJ et al. Infection prevention and control in ultrasound – best practice recommendations from the European Society of Radiology Ultrasound Working Group. *Insights Imaging.* 2017 Dec;8(6):523-535
30. Cohen SP, Hayek SM, Datta S, Bajwa ZH, Larkin TM, Griffith S, Hobelmann G, Christo PJ, White R. Incidence and root cause analysis of wrong-site pain management procedures: a multicenter study. *Anesthesiology.* 2010 Mar;112(3):711-8
31. Liu SS et al. Efficacy of continuous wound catheters delivering local anesthetics for post-operative analgesia: a quantitative and qualitative systemic review of randomized controlled trials. *J Am Coll Surg.* 2006;203(6):914-932. doi: 10.1016/j.jamcollsurg.2006.08.007.
32. Chely JE et al. Continuous peripheral nerve blocks in acute pain management. *Br J Anaesth.* 2010; 105(1): 186-196. doi: 10.1093/bja/aeq322.
33. Ilfeld B. Continuous peripheral nerve blocks: A review of the published evidence. *Anesth Analg* 2011; 113(4):904-925. doi: 10.1213/ANE.0b013e3182285e01.
34. Bingham A et al. Continuous peripheral nerve block compared with single-injection peripheral block. A systematic review and meta-analysis of randomized controlled trials. *Reg Anesth Pain Med.* 2012;37(6):583-94. doi: 10.1097/AAP.0b013e31826c351b.
35. Bharti N et al. The efficacy of a novel approach to transverse abdominis plane block for postoperative analgesia after colorectal surgery. *Anesth Analg.* 2011;112(6):1504-8. doi: 10.1213/ANE.0b013e3182159bf8.
36. Belavy D et al. Ultrasound-guided transverse abdominis plane block for analgesia after caesarean delivery. *Br J Anaesth.* 2009;103(5):726-30. doi: 10.1093/bja/aeq235.
37. Beaussier M et al. Continuous preperitoneal infusion of ropivacaine provides effective analgesia and accelerates recovery after colorectal surgery. *Anesthesiology.* 2007; 107(3):461-468.